

ALUMAX LED



... aluminium, dustproof, waterproof, chemically resistant.

USE

The light fitting is suitable for industrial indoor and outdoor roofed spaces, warehouses, garages, workshops, sports areas, transport terminals, utility structures, agricultural operations and laboratories without a danger of explosion of gas, dust and combustible fumes.

The light fitting is resistant to deformation, dust, spouting water and chemically aggressive environment.

Characteristics of the used tempered glass and its shattering power are controlled by the ČSN EN 12150-1 standard.

ADVANTAGES

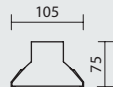

- Light fitting protection **IP66**
- Maximum ambient temperature up to **t_a = 50 °C**
- Lifetime: 50,000 hours / L90B10
- Diffuser: satinated tempered safety glass
- Body: grey aluminium profile, surface treated with powder-coated colour
- Up to 45 % lower electricity consumption when compared to tubes T5
- In DALI version possibility of constant luminous flux for whole lifetime (CLO)
- Constant luminous flux even in ambient temperature of -25 °C
- Standard model - CRI > 80: 4000 K
- At request CRI > 80: 3000 K, 6500 K
- It can be delivered in dimmable or emergency version
- Certification: ENEC, CB

ALUMAX LED

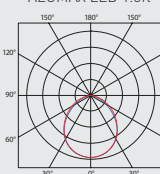


TECHNICAL DESCRIPTION

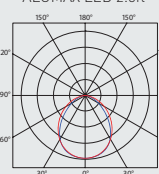
- Light fitting protection: IP66
- Maximum ambient temperature: $t_a = 50^\circ\text{C}$, Maximum ambient temperature: $t_a = 0-25^\circ\text{C}$ with a back-up power supply M1h, M3h
- Maximum system efficacy: 132 lm/W
- The watt and lumen values can vary by $\pm 7,5\%$
- Standard model - CRI > 80: 4000 K
- MacAdam = 3 SDCM
- Lifetime: 50,000 hours / L90B10
- Diffuser: satinated tempered safety glass
- Body: grey aluminium profile, surface treated with powder-coated colour
- Reflector: steel sheet, white colour (RAL 9003)
- Clips: stainless
- Sealing: polyurethane (PUR) in body groove
- Side covers: grey aluminium alloy with plastic side plates for fixation and suspension of glass at assembly, surface treated with powder-coated colour
- Terminal block: screwless, three-pole (basic version)
- Cable glands: brass M18 x 1,5
- Installation: package contains stainless sheet suspension brackets and FeZn sliding hangers
- Electric equipment: LED modules, current driver or current driver DALI



ALUMAX LED 1.5ft



ALUMAX LED 2.5ft



Type	Max. ambient temperature [°C]	Luminous flux of LED modules [lm]	Luminous flux of light fitting [lm]	Power consumption [W]	System efficacy [lm/W]	UGR Longitudinal/transverse	Net weight [kg]	A [mm]	D [mm]
Diffuser made of tempered glass									
ALUMAX LED 1.2ft 1300/840	50	1310	1000	8,2	122	20.5 / 22.0	2,2	624	534
ALUMAX LED 1.2ft 1600/840	50	1560	1190	9,8	121	21.1 / 22.6	2,2	624	534
ALUMAX LED 1.2ft 2200/840	45	2140	1630	13,2	123	22.2 / 23.7	2,2	624	534
ALUMAX LED 1.4ft 2600/840	50	2600	1980	16,1	123	20.1 / 21.6	4,2	1224	1134
ALUMAX LED 1.4ft 3200/840	50	3100	2360	19,1	124	20.7 / 22.2	4,2	1224	1134
ALUMAX LED 1.4ft 4400/840	45	4300	3270	26,0	126	21.8 / 23.3	4,2	1224	1134
ALUMAX LED 1.5ft 3250/840	50	3240	2460	19,5	126	20.0 / 21.6	5,0	1524	1434
ALUMAX LED 1.5ft 4000/840	50	3850	2930	23,3	126	20.6 / 22.2	5,0	1524	1434
ALUMAX LED 1.5ft 5500/840	45	5340	4060	31,9	127	21.8 / 23.3	5,0	1524	1434
ALUMAX LED 2.2ft 2600/840	50	2600	1950	16,1	121	22.4 / 24.4	2,4	624	534
ALUMAX LED 2.2ft 3200/840	50	3100	2330	19,1	122	23.0 / 25.0	2,4	624	534
ALUMAX LED 2.2ft 4400/840	45	4300	3230	26,0	124	24.1 / 26.2	2,4	624	534
ALUMAX LED 2.4ft 5200/840	50	5230	3920	30,3	129	22.0 / 24.0	4,3	1224	1134
ALUMAX LED 2.4ft 6400/840	50	6240	4680	36,3	129	22.6 / 24.6	4,3	1224	1134
ALUMAX LED 2.4ft 8800/840	45	8690	6520	49,7	131	23.8 / 25.8	4,3	1224	1134
ALUMAX LED 2.5ft 6500/840	50	6500	4880	37,1	132	22.0 / 24.0	5,3	1524	1434
ALUMAX LED 2.5ft 8000/840	50	7770	5830	44,4	131	22.6 / 24.6	5,3	1524	1434
ALUMAX LED 2.5ft 11000/840	45	12310	9230	71,1	130	24.2 / 26.2	5,3	1524	1434

50450 ALUMAX LED 1.4ft 3200/840 = suitable replacement for ALUMAX 136 E - 1 x 36 W
 50480 ALUMAX LED 1.5ft 4000/840 = suitable replacement for ALUMAX 158 E - 1 x 58 W
 50550 ALUMAX LED 2.4ft 6400/840 = suitable replacement for ALUMAX 236 E - 2 x 36 W
 50580 ALUMAX LED 2.5ft 8000/840 = suitable replacement for ALUMAX 258 E - 2 x 58 W

ALUMAX LED

Diffuser made of tempered glass, stainless clips

Code	Type	1F	3F	M1h	M3h	3F M1h	3F M3h
50410	ALUMAX LED 1.2ft 1300/840	x	x	50414	x	x	x
50420	ALUMAX LED 1.2ft 1600/840	x	x	50424	x	x	x
50430	ALUMAX LED 1.2ft 2200/840	x	x	50434	x	x	x
50440	ALUMAX LED 1.4ft 2600/840	50441	50443	50444	50445	50447	50448
50450	ALUMAX LED 1.4ft 3200/840	50451	50453	50454	50455	50457	50458
50460	ALUMAX LED 1.4ft 4400/840	50461	50463	50464	50465	50467	50468
50470	ALUMAX LED 1.5ft 3250/840	50471	50473	50474	50475	50477	50478
50480	ALUMAX LED 1.5ft 4000/840	50481	50483	50484	50485	50487	50488
50490	ALUMAX LED 1.5ft 5500/840	50491	50493	50494	50495	50497	50498
50510	ALUMAX LED 2.2ft 2600/840	x	x	50514	x	x	x
50520	ALUMAX LED 2.2ft 3200/840	x	x	50524	x	x	x
50530	ALUMAX LED 2.2ft 4400/840	x	x	50534	x	x	x
50540	ALUMAX LED 2.4ft 5200/840	50541	50543	50544	50545	50547	50548
50550	ALUMAX LED 2.4ft 6400/840	50551	50553	50554	50555	50557	50558
50560	ALUMAX LED 2.4ft 8800/840	50561	50563	x	x	x	x
50570	ALUMAX LED 2.5ft 6500/840	50571	50573	50574	50575	50577	50578
50580	ALUMAX LED 2.5ft 8000/840	50581	50583	50584	50585	50587	50588
50590	ALUMAX LED 2.5ft 11000/840	50591	50593	x	x	x	x

Example of type marking: 50555 = ALUMAX LED 2.4ft 6400/840 M3h

ALUMAX LED DALI

Digital dimmable driver DALI, diffuser made of tempered glass, stainless clips

Code	Type	3F	M1h	M3h	3F M1h	3F M3h
50610	ALUMAX LED 1.2ft 1300/840 DALI	x	50614	x	x	x
50620	ALUMAX LED 1.2ft 1600/840 DALI	x	50624	x	x	x
50630	ALUMAX LED 1.2ft 2200/840 DALI	x	50634	x	x	x
50640	ALUMAX LED 1.4ft 2600/840 DALI	50643	50644	50645	50647	50648
50650	ALUMAX LED 1.4ft 3200/840 DALI	50653	50654	50655	50657	50658
50660	ALUMAX LED 1.4ft 4400/840 DALI	50663	50664	50665	50667	50668
50670	ALUMAX LED 1.5ft 3250/840 DALI	50673	50674	50675	50677	50678
50680	ALUMAX LED 1.5ft 4000/840 DALI	50683	50684	50685	50687	50688
50690	ALUMAX LED 1.5ft 5500/840 DALI	50693	50694	50695	50697	50698
50710	ALUMAX LED 2.2ft 2600/840 DALI	x	x	x	x	x
50720	ALUMAX LED 2.2ft 3200/840 DALI	x	x	x	x	x
50730	ALUMAX LED 2.2ft 4400/840 DALI	x	x	x	x	x
50740	ALUMAX LED 2.4ft 5200/840 DALI	50743	50744	50745	50747	50748
50750	ALUMAX LED 2.4ft 6400/840 DALI	50753	50754	50755	50757	50758
50760	ALUMAX LED 2.4ft 8800/840 DALI	50763	x	x	x	x
50770	ALUMAX LED 2.5ft 6500/840 DALI	50773	50774	50775	50777	50778
50780	ALUMAX LED 2.5ft 8000/840 DALI	50783	50784	50785	50787	50788
50790	ALUMAX LED 2.5ft 11000/840 DALI	50793	x	x	x	x

Example of type marking: 50694 = ALUMAX LED 1.5ft 5500/840 DALI **M1h**

LEGEND

1F	1-phase 3 core through-wiring in the luminaire	DALI	version with digital dimmable driver DALI
3F	3-phase 5 core through-wiring in the luminaire	DALI 1F	1-phase 5 core through-wiring in the luminaire
M1h	emergency back-up source with 1 hour operating time for maintained emergency illumination	DALI 3F	3-phase 7 core through-wiring in the luminaire
M3h	emergency back-up source with 3 hour operating time for maintained emergency illumination	DALI 3F Mxh	3-phase 7 core through-wiring in the luminaire (L3 used for emergency unit unswitched power supply)
3F Mxh	3-phase 5 core through-wiring in the luminaire (L3 used for emergency unit unswitched power supply)		

LIGHT FITTING ATTACHMENT

- Directly to a ceiling or a wall with the use of screws and stainless brackets
- To a ceiling or a wall with the use of FeZn sliding hangers in body groove
- Attachment with the use of side hangers to the wall



LIGHT FITTING DETAILED VIEW

ALUMAX LED

