












# I.A SURFACE MOUNTED LIGHTS WITH TRIPLEX OPAL GLASS









CARINA  
ELSA, ELSA IP  
ERIS, ERIS C  
AURA, AURA IP  
LUKIDA  
STYX  
ANCHA  
ARAKIS  
SATURN  
RANA  
APUS  
ALKOR  
KUMA  
LIBRA  
NARA  
GEMINI  
EDNA  
LINA  
SYLVIA  
FLORA  
NELA  
LYRA  
JENA  
NEVA  
ALMA  
MIRA  
ALTAIR















## POUŽITÉ SYMBOLY

|  |  |
|--|--|
|   | CE - shoda s ustanoveními EU   |
|   | UKCA - shoda s ustanovením UKCA  |
|   | Třída ochrany II - svítidlo ve dvojité izolaci - bez zemnicí svorky                            |
|   | DALI - svítidlo lze řídit protokolem DALI (Digital Addressable Lighting Interface)             |
|   | HF SENZOR - vysokofrekvenční mikrovlnný pohybový senzor (integrovaný ve svítidle)              |
|   | CORRIDOR FUNKCE - programovatelná funkce DALI LED driveru v kombinaci s pohybovým senzorem     |
|   | NOUZOVÝ MODUL - nouzové svítidlo nebo nouzové kombinované svítidlo                             |
|   | IK 10 - svítidlo s odolností proti nárazu min. 20J   |
|   | IK 06 - svítidlo s odolností proti nárazu min. 1J  |
|   | Bluetooth - svítidlo lze řídit bezdrátově chytrým telefonem, tabletem nebo bluetooth ovladačem |
|   | CRI>80 - Index podání barev světla   |
|  | TW - Tunable White - regulace teploty chromatičnosti (2700-6500 K)                             |









Stupně krytí svítidel:

|   |   |
|---|---|
|  | IP20 - chráněno proti vniknutí pevných těles o průměru 12,5mm a větších |
|  | IP4X - chráněno proti vniknutí těles o průměru 1mm a větších            |
|  | IP5X - chráněno před prachem  |
|  | IP6X - prachotěsné  |
|  | IPX1 - chráněno proti svisle kapající vodě                              |
|  | IPX3 - chráněno proti kroupení a dešti                                  |
|  | IPX4 - chráněno proti stříkající vodě                                   |
|  | IPX5 - chráněno proti tryskající vodě                                   |

## USED SYMBOLS

|  |   |
|--|---|
|   | CE - accordance with the provisions of the EU   |
|   | UKCA - accordance with the provisions of the UKCA   |
|   | Protection class II - double insulated luminaire without ground terminal                                  |
|   | DALI - luminaire can be controlled by a protocol DALI (Digital Addressable Lighting Interface)            |
|   | HF SENSOR - high-frequency microwave motion sensor (integrated in luminaire)                              |
|   | CORRIDOR FUNCTION - programmable DALI LED driver function combined with motion sensor                     |
|   | EMERGENCY - luminaire can be equipped with emergency or emergency combined unit                           |
|   | IK10 - luminaire with impact protection min. 20J  |
|   | IK06 - luminaire with impact protection min. 1J   |
|   | Bluetooth® - luminaire can be remotely controlled by a smart phone, tablet or Bluetooth remote controller |
|   | CRI>80 - colour rendering index   |
|  | TW - Tunable White - regulation of chromaticity temperature (2700-6500 K)                                 |

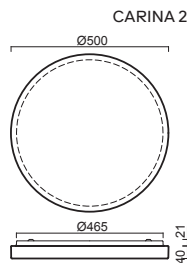
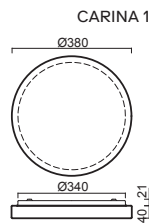
IP Rating of luminaires:

|   |   |
|---|---|
|  | IP20 - protected against objects with 12,5mm diameter and bigger. |
|  | IP4X - protected against objects with 1mm diameter and bigger.    |
|  | IP5X - protected against dust                                     |
|  | IP6X - dustproof  |
|  | IPX1 - protected against vertically dripping water                |
|  | IPX3 - protected against sprinkling water and rain                |
|  | IPX4 - protected against splashing water                          |
|  | IPX5 - protected against jetting water                            |

# CARINA 1, 2

Montura bílá kovová  
Stínidlo třívrstvé opálové sklo s matovaným povrchem  
Držení stínidla sklápovací držáky  
Umístění stropní / nástěnné

Fixture white metal  
Shade three-layer opal glass with matt surface  
Shade fixing folding two-step clamp holders  
Installation ceiling / wall



Náhradní stínidlo / spare shade  
**CARINA 1 - code 20130**  
**CARINA 2 - code 20116**

## CARINA 1

Ø 380mm



| on/off                       | type                       | source | [W] | T [K] | IP   | BTTO[lm] | NTTO[lm] | sensor | DALI            | Corridor | EM COMB (3h) | EM+sensor |
|------------------------------|----------------------------|--------|-----|-------|------|----------|----------|--------|-----------------|----------|--------------|-----------|
| <b>CAR67686</b> <sup>A</sup> | LED-1L17EXMP700KN76/425 3K | LED    | 26  | 3000  | IP44 | 4190     | 2640     |        | <b>CAR67687</b> |          |              |           |
| <b>CAR67688</b> <sup>A</sup> | LED-1L17EXMP700KN76/425 4K | LED    | 26  | 4000  | IP44 | 4380     | 2760     |        | <b>CAR67689</b> |          |              |           |

<sup>A</sup> MULTI POWER LED DRIVER - nastavitelný výkon svítidla / adjustable power of light - vice na / more at [www.osmont.cz](http://www.osmont.cz)

## CARINA 2

Ø 500mm



| on/off                       | type                        | source | [W] | T [K] | IP   | BTTO[lm] | NTTO[lm] | sensor | DALI            | Corridor | EM COMB (3h) | EM+sensor |
|------------------------------|-----------------------------|--------|-----|-------|------|----------|----------|--------|-----------------|----------|--------------|-----------|
| <b>CAR67690</b> <sup>A</sup> | LED-1L20EXMP700KN96/426 3K  | LED    | 32  | 3000  | IP44 | 5370     | 3490     |        | <b>CAR67692</b> |          |              |           |
| <b>CAR67691</b> <sup>A</sup> | LED-1L20EXMP1050KN96/426 3K | LED    | 49  | 3000  | IP44 | 7870     | 5120     |        | <b>CAR67693</b> |          |              |           |
| <b>CAR67694</b> <sup>A</sup> | LED-1L20EXMP700KN96/426 4K  | LED    | 32  | 4000  | IP44 | 5610     | 3650     |        | <b>CAR67696</b> |          |              |           |
| <b>CAR67695</b> <sup>A</sup> | LED-1L20EXMP1050KN96/426 4K | LED    | 49  | 4000  | IP44 | 8210     | 5340     |        | <b>CAR67697</b> |          |              |           |

<sup>A</sup> MULTI POWER LED DRIVER - nastavitelný výkon svítidla / adjustable power of light - vice na / more at [www.osmont.cz](http://www.osmont.cz)

### PROVEDENÍ NA ZAKÁZKU / CUSTOM SOLUTIONS

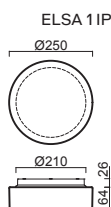
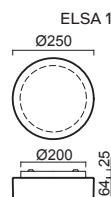
|   |   |   |  |   |  |  |                  |
|---|---|---|--|---|--|--|------------------|
| <b>1800 K</b><br><b>6500 K</b>                                      | <b>CRI &gt;90</b><br><b>CRI &gt;95</b>                  | <b>RAL</b>  |  |   |  |  | <b>SELF TEST</b> |
| atypická teplota chromatickosti / atypical chromaticity temperature | vyšší index podání barev / higher color rendering index | jiná barva základny dle RAL / other base color according to RAL | modul pro ovládání pomocí bluetooth / bluetooth control module | modul pro ovládání chytrou domácností / smart home control module | možnost vybavení nouzovým modulem / possible with emergency module | SELF TEST nouzový modul / SELF TEST emergency module |                  |

**LEGEND: Sensor** - kód svítidla s pohybovým HF senzorem / code for luminaire with HF sensor | **DALI** - kód svítidla se strmiitelným DALI předřadníkem / code for luminaire with DALI driver | **Corridor** - kód pro svítidlo s Corridor funkcí (HF + DALI) / code for luminaire with Corridor function (HF + DALI) | **EM COMB (3h)** - kód nouzového kombinovaného svítidla (3h) / code for luminaire with emergency unit combined (3h) | **EM + Sensor (3h)** - kód nouzového kombinovaného svítidla (3h) s HF senzorem / code for luminaire with emergency unit combined (3h) and HF sensor

# ELSA 1, 1 IP

Montura bílá kovová (IP44) nebo plastová (IP65)  
Stínidlo třivrstvé opalové sklo s matovaným povrchem  
Držení stínidla bajonetové  
Umístění stropní / nástěnné

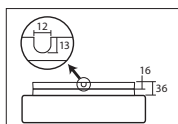
Fixture white metal (IP44) or plastic (IP65)  
Shade three-layer opal glass with matt surface  
Shade fixing bayonet  
Installation ceiling / wall



Náhradní stínidlo / spare shade  
**code 20080**



Dekoratívní límeček / Decorative rim - více na / more at:  
**www.osmont.cz**  
Neplatí pro IP65 / not for IP65



Podstavec pro boční přívod / base for side supply  
**code 33500**  
Neplatí pro IP65 / not for IP65

## ELSA 1

Ø 250 mm



| on/off                                       | type                      | source | [W] | T [K]     | IP   | BTTO[lm]  | NTTO[lm] | sensor   | DALI     | Corridor | EM COMB (3h) | EM+sensor |
|--|---------------------------|--------|-----|-----------|------|-----------|----------|----------|----------|----------|--------------|-----------|
| ELS44705                                     | IN-12BT12/023             | E27    | 10  |           | IP44 |           |          | ELS58859 |          |          |              |           |
| ELS59066                                     | LED-1L12E500BT12/023 3K   | LED    | 7   | 3000      | IP44 | 1000      | 700      | ELS59067 | ELS59068 |          |              |           |
| ELS51296                                     | LED-1L12E700BT12/023 3K   | LED    | 10  | 3000      | IP44 | 1350      | 950      | ELS51298 | ELS59069 |          |              |           |
| ELS59566                                     | LED-1L12E500BT12/023 4K   | LED    | 7   | 4000      | IP44 | 1040      | 730      | ELS59567 | ELS59568 |          |              |           |
| ELS51796                                     | LED-1L12E700BT12/023 4K   | LED    | 10  | 4000      | IP44 | 1410      | 990      | ELS51798 | ELS59569 |          |              |           |
| <b>PŘEPÍNATELNÉ / SWITCHABLE 3000K/4000K</b> |                           |        |     |           |      |           |          |          |          |          |              |           |
| ELS71183                                     | LED-1L12E500BT12/023 3/4K | LED    | 7   | 3000/4000 | IP44 | 1000/1040 | 700/730  | ELS71184 | ELS71185 |          |              |           |
| ELS71186                                     | LED-1L12E700BT12/023 3/4K | LED    | 10  | 3000/4000 | IP44 | 1350/1410 | 950/990  | ELS71187 | ELS71188 |          |              |           |
| <b>NOUZOVÉ / EMERGENCY - 3H</b>              |                           |        |     |           |      |           |          |          |          |          |              |           |
| ELS49774                                     | LED-NZ1WB12/023 4K        | LED    | 1   | 4000      | IP44 | 150       | 110      |          |          |          |              |           |

## ELSA 1 IP65

Ø 250 mm



| on/off                                       | type                      | source | [W] | T [K]     | IP   | BTTO[lm]  | NTTO[lm] | sensor   | DALI     | Corridor | EM COMB (3h) | EM+sensor |
|--|---------------------------|--------|-----|-----------|------|-----------|----------|----------|----------|----------|--------------|-----------|
| ELS71189                                     | IN-12BD12/023             | E27    | 7   |           | IP65 |           |          | ELS71190 |          |          |              |           |
| ELS70385                                     | LED-1L12E500BD12/023 3K   | LED    | 7   | 3000      | IP65 | 1000      | 700      | ELS70386 | ELS70387 |          |              |           |
| ELS70388                                     | LED-1L12E700BD12/023 3K   | LED    | 10  | 3000      | IP65 | 1350      | 950      | ELS70389 | ELS70390 |          |              |           |
| ELS70885                                     | LED-1L12E500BD12/023 4K   | LED    | 7   | 4000      | IP65 | 1040      | 730      | ELS70886 | ELS70887 |          |              |           |
| ELS70888                                     | LED-1L12E700BD12/023 4K   | LED    | 10  | 4000      | IP65 | 1410      | 990      | ELS70889 | ELS70890 |          |              |           |
| <b>PŘEPÍNATELNÉ / SWITCHABLE 3000K/4000K</b> |                           |        |     |           |      |           |          |          |          |          |              |           |
| ELS71191                                     | LED-1L12E500BD12/023 3/4K | LED    | 7   | 3000/4000 | IP65 | 1000/1040 | 700/730  | ELS71192 | ELS71193 |          |              |           |
| ELS71194                                     | LED-1L12E700BD12/023 3/4K | LED    | 10  | 3000/4000 | IP65 | 1350/1410 | 950/990  | ELS71195 | ELS71196 |          |              |           |
| <b>NOUZOVÉ / EMERGENCY - 3H</b>              |                           |        |     |           |      |           |          |          |          |          |              |           |
| ELS70891                                     | LED-NZ1WBD12/023 4K       | LED    | 1   | 4000      | IP65 | 150       | 110      |          |          |          |              |           |

### PROVEDENÍ NA ZAKÁZKU / CUSTOM SOLUTIONS



atypická teplota chromatičnosti / atypical chromaticity temperature

vyšší index podání barev / higher color rendering index

jiná barva základny dle RAL / other base color according to RAL

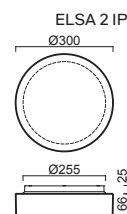
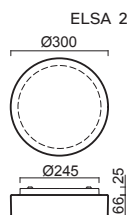
SELF TEST nouzový modul / SELF TEST emergency module

**LEGEND: Sensor** - kód svítidla s pohybovým HF senzorem / code for luminaire with HF sensor | **DALI** - kód svítidla se stmívatelným DALI předřadníkem / code for luminaire with DALI driver | **Corridor** - kód pro svítidlo s Corridor funkcí (HF + DALI) / code for luminaire with Corridor function (HF + DALI) | **EM COMB (3h)** - kód nouzového kombinovaného svítidla (3h) / code for luminaire with emergency unit combined (3h) | **EM + Sensor (3h)** - kód nouzového kombinovaného svítidla (3h) s HF senzorem / code for luminaire with emergency unit combined (3h) and HF sensor

# ELSA 2, 2 IP

Montura bílá kovová (IP44) nebo plastová (IP65)  
 Stínidlo třívrstvé opálové sklo s matovaným povrchem  
 Držení stínidla bajonetové  
 Umístění stropní / nástěnné

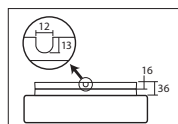
Fixture white metal (IP44) or plastic (IP65)  
 Shade three-layer opal glass with matt surface  
 Shade fixing bayonet  
 Installation ceiling / wall



Náhradní stínidlo / spare shade  
**code 20081**



Dekoratívní límeček / Decorative rim - více na / more at:  
**www.osmont.cz**  
 Neplatí pro IP65 / not for IP65



Podstavec pro boční přívod / base for side supply  
**code 33504**  
 Neplatí pro IP65 / not for IP65

## ELSA 2

Ø 300 mm



| on/off                                       | type                              | source | [W] | T [K]     | IP   | BTTO[lm]  | NTTO[lm]  | sensor          | DALI            | Corridor        | EM COMB (3h)    | EM+sensor |
|--|-----------------------------------|--------|-----|-----------|------|-----------|-----------|-----------------|-----------------|-----------------|-----------------|-----------|
| <b>ELS44740</b>                              | IN-12BT13/025                     | E27    | 10  |           | IP44 |           |           | <b>ELS44749</b> |                 |                 |                 |           |
| <b>ELS44741</b>                              | IN-22BT13/025                     | E27    | 2x7 |           | IP44 |           |           |                 |                 |                 |                 |           |
| <b>ELS59070</b>                              | LED-1L14E350BT13/025 3K           | LED    | 9   | 3000      | IP44 | 1420      | 1040      | <b>ELS59071</b> | <b>ELS59072</b> | <b>ELS59073</b> | <b>ELS59075</b> |           |
| <b>ELS59445</b>                              | LED-1L14E500BT13/025 3K           | LED    | 13  | 3000      | IP44 | 2000      | 1460      | <b>ELS59446</b> | <b>ELS59447</b> | <b>ELS59448</b> | <b>ELS59449</b> |           |
| <b>ELS59570</b>                              | LED-1L14E350BT13/025 4K           | LED    | 9   | 4000      | IP44 | 1480      | 1080      | <b>ELS59571</b> | <b>ELS59572</b> | <b>ELS59573</b> | <b>ELS59575</b> |           |
| <b>ELS59945</b>                              | LED-1L14E500BT13/025 4K           | LED    | 13  | 4000      | IP44 | 2080      | 1520      | <b>ELS59946</b> | <b>ELS59947</b> | <b>ELS59948</b> | <b>ELS59949</b> |           |
| <b>PŘEPÍNATELNÉ / SWITCHABLE 3000K/4000K</b> |                                   |        |     |           |      |           |           |                 |                 |                 |                 |           |
| <b>ELS71197</b>                              | LED-1L14E350BT13/025 3/4K         | LED    | 9   | 3000/4000 | IP44 | 1420/1480 | 1040/1080 | <b>ELS71198</b> | <b>ELS71199</b> |                 |                 |           |
| <b>ELS71200</b>                              | LED-1L14E500BT13/025 3/4K         | LED    | 13  | 3000/4000 | IP44 | 2000/2080 | 1460/1520 | <b>ELS71201</b> | <b>ELS71202</b> |                 |                 |           |
| <b>TUNABLE WHITE 2700 - 6500K</b>            |                                   |        |     |           |      |           |           |                 |                 |                 |                 |           |
| <b>ELS71203</b>                              | LED-1L14ET500BT13/025 DALI 27-65K | LED    | 12  | 2700-6500 | IP44 | 1980      | 1450      |                 |                 |                 |                 |           |
| <b>ELS71237</b>                              | LED-1L14ET500BT13/025 BT 27-65K   | LED    | 12  | 2700-6500 | IP44 | 1980      | 1450      |                 |                 |                 |                 |           |

## ELSA 2 IP65

Ø 300 mm



| on/off                                       | type                              | source | [W] | T [K]     | IP   | BTTO[lm]  | NTTO[lm]  | sensor          | DALI            | Corridor        | EM COMB (3h)    | EM+sensor |
|--|-----------------------------------|--------|-----|-----------|------|-----------|-----------|-----------------|-----------------|-----------------|-----------------|-----------|
| <b>ELS71204</b>                              | IN-12BD13/025                     | E27    | 10  |           | IP65 |           |           | <b>ELS71205</b> |                 |                 |                 |           |
| <b>ELS71206</b>                              | IN-22BD13/025                     | E27    | 2x7 |           | IP65 |           |           |                 |                 |                 |                 |           |
| <b>ELS70392</b>                              | LED-1L14E350BD13/025 3K           | LED    | 9   | 3000      | IP65 | 1420      | 1040      | <b>ELS70393</b> | <b>ELS70394</b> | <b>ELS70395</b> | <b>ELS70396</b> |           |
| <b>ELS70397</b>                              | LED-1L14E500BD13/025 3K           | LED    | 13  | 3000      | IP65 | 2000      | 1460      | <b>ELS70398</b> | <b>ELS70399</b> | <b>ELS70400</b> | <b>ELS70401</b> |           |
| <b>ELS70892</b>                              | LED-1L14E350BD13/025 4K           | LED    | 9   | 4000      | IP65 | 1480      | 1080      | <b>ELS70893</b> | <b>ELS70894</b> | <b>ELS70895</b> | <b>ELS70896</b> |           |
| <b>ELS70897</b>                              | LED-1L14E500BD13/025 4K           | LED    | 13  | 4000      | IP65 | 2080      | 1520      | <b>ELS70898</b> | <b>ELS70899</b> | <b>ELS70900</b> | <b>ELS70901</b> |           |
| <b>PŘEPÍNATELNÉ / SWITCHABLE 3000K/4000K</b> |                                   |        |     |           |      |           |           |                 |                 |                 |                 |           |
| <b>ELS71207</b>                              | LED-1L14E350BD13/025 3/4K         | LED    | 9   | 3000/4000 | IP65 | 1420/1480 | 1040/1080 | <b>ELS71208</b> | <b>ELS71209</b> |                 |                 |           |
| <b>ELS71210</b>                              | LED-1L14E500BD13/025 3/4K         | LED    | 13  | 3000/4000 | IP65 | 2000/2080 | 1460/1520 | <b>ELS71211</b> | <b>ELS71212</b> |                 |                 |           |
| <b>TUNABLE WHITE 2700 - 6500K</b>            |                                   |        |     |           |      |           |           |                 |                 |                 |                 |           |
| <b>ELS71213</b>                              | LED-1L14ET500BD13/025 DALI 27-65K | LED    | 12  | 2700-6500 | IP65 | 1980      | 1450      |                 |                 |                 |                 |           |
| <b>ELS71238</b>                              | LED-1L14ET500BD13/025 BT 27-65K   | LED    | 12  | 2700-6500 | IP65 | 1980      | 1450      |                 |                 |                 |                 |           |

### PROVEDENÍ NA ZAKÁZKU / CUSTOM SOLUTIONS



atypická teplota chromatičnosti / atypical chromaticity temperature

vyšší index podání barev / higher color rendering index

jiná barva základny dle RAL / other base color according to RAL

modul pro ovládání pomocí bluetooth / bluetooth control module

modul pro ovládání chytrou domácností / smart home control module

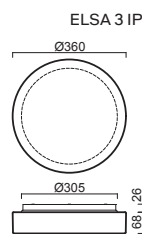
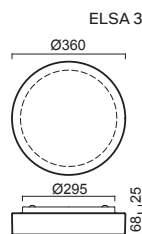
SELF TEST novou modul / SELF TEST emergency module

**LEGEND: Sensor** - kód svítidla s pohybovým HF senzorem / code for luminaire with HF sensor | **DALI** - kód svítidla se strmiitelným DALI předřadníkem / code for luminaire with DALI driver | **Corridor** - kód pro svítidlo s Corridor funkcí (HF + DALI) / code for luminaire with Corridor function (HF + DALI) | **EM COMB (3h)** - kód nouzového kombinovaného svítidla (3h) / code for luminaire with emergency unit combined (3h) | **EM + Sensor (3h)** - kód nouzového kombinovaného svítidla (3h) s HF senzorem / code for luminaire with emergency unit combined (3h) and HF sensor

# ELSA 3, 3 IP

Montura bílá kovová (IP44) nebo plastová (IP65)  
Stínidlo třívrstvé opalové sklo s matovaným povrchem  
Držení stínidla bajonetové  
Umístění stropní / nástěnné

Fixture white metal (IP44) or plastic (IP65)  
Shade three-layer opal glass with matt surface  
Shade fixing bayonet  
Installation ceiling / wall



Náhradní stínidlo / spare shade  
**code 20082**

Dekoratívní límeček / Decorative rim - více na / more at:  
**www.osmont.cz**  
Neplatí pro IP65 / not for IP65

Podstavec pro boční přívod / base for side supply  
**code 33505**  
Neplatí pro IP65 / not for IP65

## ELSA 3

Ø 360mm



| on/off                                       | type                              | source | [W]  | T [K]     | IP   | BTTO[lm]  | NTTO[lm]  | sensor   | DALI     | Corridor | EM COMB (3h) | EM+sensor |
|--|-----------------------------------|--------|------|-----------|------|-----------|-----------|----------|----------|----------|--------------|-----------|
| ELS44814                                     | IN-12BT14/027                     | E27    | 13   |           | IP44 |           |           | ELS44823 |          |          |              |           |
| ELS44815                                     | IN-22BT14/027                     | E27    | 2x10 |           | IP44 |           |           |          |          |          |              |           |
| ELS68060                                     | LED-1L15E350BT14/027 3K           | LED    | 13   | 3000      | IP44 | 2130      | 1490      | ELS68061 | ELS68062 | ELS68063 | ELS68064     | ELS68065  |
| ELS68066                                     | LED-1L15E500BT14/027 3K           | LED    | 19   | 3000      | IP44 | 3000      | 2100      | ELS68067 | ELS68068 | ELS68069 | ELS68070     | ELS68071  |
| ELS68560                                     | LED-1L15E350BT14/027 4K           | LED    | 13   | 4000      | IP44 | 2220      | 1550      | ELS68561 | ELS68562 | ELS68563 | ELS68564     | ELS68565  |
| ELS68566                                     | LED-1L15E500BT14/027 4K           | LED    | 19   | 4000      | IP44 | 3130      | 2190      | ELS68567 | ELS68568 | ELS68569 | ELS68570     | ELS68571  |
| <b>PŘEPÍNATELNÉ / SWITCHABLE 3000K/4000K</b> |                                   |        |      |           |      |           |           |          |          |          |              |           |
| ELS71214                                     | LED-1L15E350BT14/027 3/4K         | LED    | 13   | 3000/4000 | IP44 | 2130/2220 | 1490/1550 | ELS71215 | ELS71216 |          |              |           |
| ELS71217                                     | LED-1L15E500BT14/027 3/4K         | LED    | 19   | 3000/4000 | IP44 | 3000/3130 | 2100/2190 | ELS71218 | ELS71219 |          |              |           |
| <b>TUNABLE WHITE 2700 - 6500K</b>            |                                   |        |      |           |      |           |           |          |          |          |              |           |
| ELS71220                                     | LED-1L15ET500BT14/027 DALI 27-65K | LED    | 18   | 2700-6500 | IP44 | 2970      | 2080      |          |          |          |              |           |
| ELS71239                                     | LED-1L15ET500BT14/027 BT 27-65K   | LED    | 18   | 2700-6500 | IP44 | 2970      | 2080      |          |          |          |              |           |

## ELSA 3 IP65

Ø 360mm



| on/off                                       | type                              | source | [W] | T [K]     | IP   | BTTO[lm]  | NTTO[lm]  | sensor   | DALI     | Corridor | EM COMB (3h) | EM+sensor |
|--|-----------------------------------|--------|-----|-----------|------|-----------|-----------|----------|----------|----------|--------------|-----------|
| ELS71221                                     | IN-12BD14/027                     | E27    | 10  |           | IP65 |           |           | ELS71222 |          |          |              |           |
| ELS71223                                     | IN-22BD14/027                     | E27    | 2x7 |           | IP65 |           |           |          |          |          |              |           |
| ELS70402                                     | LED-1L15E350BD14/027 3K           | LED    | 13  | 3000      | IP65 | 2130      | 1490      | ELS70403 | ELS70404 | ELS70405 | ELS70406     | ELS70407  |
| ELS70408                                     | LED-1L15E500BD14/027 3K           | LED    | 19  | 3000      | IP65 | 3000      | 2100      | ELS70409 | ELS70410 | ELS70411 | ELS70412     | ELS70413  |
| ELS70902                                     | LED-1L15E350BD14/027 4K           | LED    | 13  | 4000      | IP65 | 2220      | 1550      | ELS70903 | ELS70904 | ELS70905 | ELS70906     | ELS70907  |
| ELS70908                                     | LED-1L15E500BD14/027 4K           | LED    | 19  | 4000      | IP65 | 3130      | 2190      | ELS70909 | ELS70910 | ELS70911 | ELS70912     | ELS70913  |
| <b>PŘEPÍNATELNÉ / SWITCHABLE 3000K/4000K</b> |                                   |        |     |           |      |           |           |          |          |          |              |           |
| ELS71224                                     | LED-1L15E350BD14/027 3/4K         | LED    | 13  | 3000/4000 | IP65 | 2130/2220 | 1490/1550 | ELS71225 | ELS71226 |          |              |           |
| ELS71227                                     | LED-1L15E500BD14/027 3/4K         | LED    | 19  | 3000/4000 | IP65 | 3000/3130 | 2100/2190 | ELS71228 | ELS71229 |          |              |           |
| <b>TUNABLE WHITE 2700 - 6500K</b>            |                                   |        |     |           |      |           |           |          |          |          |              |           |
| ELS71230                                     | LED-1L15ET500BD14/027 DALI 27-65K | LED    | 18  | 2700-6500 | IP65 | 2970      | 2080      |          |          |          |              |           |
| ELS71240                                     | LED-1L15ET500BD14/027 BT 27-65K   | LED    | 18  | 2700-6500 | IP65 | 2970      | 2080      |          |          |          |              |           |

### PROVEDENÍ NA ZAKÁZKU / CUSTOM SOLUTIONS



atypická teplota chromatičnosti / atypical chromaticity temperature

vyšší index podání barev / higher color rendering index

jiná barva základny dle RAL / other base color according to RAL

modul pro ovládání pomocí bluetooth / bluetooth control module

modul pro ovládání chytrou domácností / smart home control module

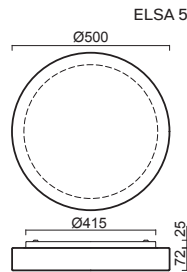
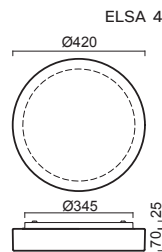
SELF TEST novou modul / SELF TEST emergency module

**LEGEND: Sensor** - kód svítidla s pohybovým HF senzorem / code for luminaire with HF sensor | **DALI** - kód svítidla se stmívatelným DALI předřadníkem / code for luminaire with DALI driver | **Corridor** - kód pro svítidlo s Corridor funkcí (HF + DALI) / code for luminaire with Corridor function (HF + DALI) | **EM COMB (3h)** - kód nouzového kombinovaného svítidla (3h) / code for luminaire with emergency unit combined (3h) | **EM + Sensor (3h)** - kód nouzového kombinovaného svítidla (3h) s HF senzorem / code for luminaire with emergency unit combined (3h) and HF sensor

# ELSA 4, 5

Montura bílá kovová  
Stínidlo třivrstvé opálové sklo s matovaným povrchem  
Držení stínidla bajonetové  
Umístění stropní / nástěnné

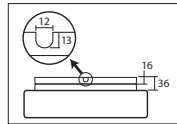
Fixture white metal  
Shade three-layer opal glass with matt finish  
Shade fixing bayonet  
Installation ceiling / wall



Náhradní stínidlo / spare shade  
ELSA 4 - code 20083  
ELSA 5 - code 20103



Dekoratívní límeček / Decorative rim - více na / more at: [www.osmont.cz](http://www.osmont.cz)



Podstavec pro boční přívod / base for side supply  
ELSA 4 - code 33506  
ELSA 5 - code 33509

## ELSA 4

Ø 420mm



| on/off                                       | type                              | source | [W]  | T [K]     | IP   | BTTO[lm]  | NTTO[lm]  | sensor   | DALI     | Corridor | EM COMB (3h) | EM+sensor |
|--|-----------------------------------|--------|------|-----------|------|-----------|-----------|----------|----------|----------|--------------|-----------|
| ELS44900                                     | IN-22BT15/029                     | E27    | 2x13 |           | IP44 |           |           | ELS44909 |          |          |              |           |
| ELS68072                                     | LED-1L16E350BT15/029 3K           | LED    | 17   | 3000      | IP44 | 2660      | 1780      | ELS68073 | ELS68074 | ELS68075 | ELS68076     | ELS68077  |
| ELS68078                                     | LED-1L16E500BT15/029 3K           | LED    | 24   | 3000      | IP44 | 3750      | 2510      | ELS68079 | ELS68080 | ELS68081 | ELS68082     | ELS68083  |
| ELS68572                                     | LED-1L16E350BT15/029 4K           | LED    | 17   | 4000      | IP44 | 2770      | 1860      | ELS68573 | ELS68574 | ELS68575 | ELS68576     | ELS68577  |
| ELS68578                                     | LED-1L16E500BT15/029 4K           | LED    | 24   | 4000      | IP44 | 3910      | 2620      | ELS68579 | ELS68580 | ELS68581 | ELS68582     | ELS68583  |
| <b>PŘEPÍNATELNÉ / SWITCHABLE 3000K/4000K</b> |                                   |        |      |           |      |           |           |          |          |          |              |           |
| ELS71231                                     | LED-1L16E350BT15/029 3/4K         | LED    | 17   | 3000/4000 | IP44 | 2660/2770 | 1780/1860 | ELS71232 | ELS71233 |          |              |           |
| ELS71234                                     | LED-1L16E500BT15/029 3/4K         | LED    | 24   | 3000/4000 | IP44 | 3750/3910 | 2510/2620 | ELS71235 | ELS71236 |          |              |           |
| <b>TUNABLE WHITE 2700 - 6500K</b>            |                                   |        |      |           |      |           |           |          |          |          |              |           |
| ELS63083                                     | LED-1L16ET500BT15/029 DALI 27-65K | LED    | 23   | 2700-6500 | IP44 | 3700      | 2480      |          |          |          |              |           |
| ELS63133                                     | LED-1L16ET500BT15/029 BT 27-65K   | LED    | 23   | 2700-6500 | IP44 | 3700      | 2480      |          |          |          |              |           |

## ELSA 5

Ø 500mm



| on/off                | type                      | source | [W]  | T [K] | IP   | BTTO[lm] | NTTO[lm] | sensor                | DALI     | Corridor | EM COMB (3h)          | EM+sensor |
|-----------------------|---------------------------|--------|------|-------|------|----------|----------|-----------------------|----------|----------|-----------------------|-----------|
| ELS54963              | IN-32BT16/626             | E27    | 3x10 |       | IP44 |          |          |                       |          |          |                       |           |
| ELS68084              | LED-1L19E500BT16/626 3K   | LED    | 26   | 3000  | IP44 | 4020     | 2610     | ELS68085              | ELS68086 | ELS68087 | ELS68088              |           |
| ELS68089 <sup>A</sup> | LED-1L19EMP700BT16/626 3K | LED    | 36   | 3000  | IP44 | 5440     | 3540     | ELS68090 <sup>A</sup> | ELS68091 | ELS68092 | ELS68093 <sup>A</sup> |           |
| ELS68584              | LED-1L19E500BT16/626 4K   | LED    | 26   | 4000  | IP44 | 4200     | 2730     | ELS68585              | ELS68586 | ELS68587 | ELS68588              |           |
| ELS68589 <sup>A</sup> | LED-1L19EMP700BT16/626 4K | LED    | 36   | 4000  | IP44 | 5680     | 3690     | ELS68590 <sup>A</sup> | ELS68591 | ELS68592 | ELS68593 <sup>A</sup> |           |

<sup>A</sup> MULTI POWER LED DRIVER - nastavitelný výkon svítidla / adjustable power of light - více na / more at [www.osmont.cz](http://www.osmont.cz)

### PROVEDENÍ NA ZAKÁZKU / CUSTOM SOLUTIONS

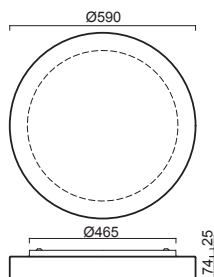
|   |   |   |  |   |  |
|---|---|---|--|---|--|
| <b>1800 K<br/>6500 K</b>  | <b>CRI &gt;90<br/>CRI &gt;95</b>                        | <b>RAL</b>  |  |   | <b>SELF TEST</b>                                   |
| atypická teplota chromatičnosti / atypical chromaticity temperature | vyšší index podání barev / higher color rendering index | jiná barva základny dle RAL / other base color according to RAL | modul pro ovládání pomocí bluetooth / bluetooth control module | modul pro ovládání chytrou domácností / smart home control module | SELF TEST novou modul / SELF TEST emergency module |

**LEGEND: Sensor** - kód svítidla s pohybovým HF senzorem / code for luminaire with HF sensor | **DALI** - kód svítidla se strmiitelným DALI předřadníkem / code for luminaire with DALI driver | **Corridor** - kód pro svítidlo s Corridor funkcí (HF + DALI) / code for luminaire with Corridor function (HF + DALI) | **EM COMB (3h)** - kód nouzového kombinovaného svítidla (3h) / code for luminaire with emergency unit combined (3h) | **EM + Sensor (3h)** - kód nouzového kombinovaného svítidla (3h) s HF senzorem / code for luminaire with emergency unit combined (3h) and HF sensor

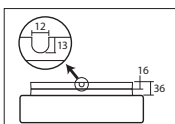
# ELSA 16

Montura bílá kovová  
Stínidlo třívrstvé opálové sklo s matovaným povrchem  
Držení stínidla sklápovací držáky  
Umístění stropní / nástěnné

Fixture white metal  
Shade three-layer opal glass with matt finish  
Shade fixing folding two-step clamp holders  
Installation ceiling / wall



Náhradní stínidlo / spare shade  
code 20141



Podstavec pro boční přívod /  
base for side supply  
code 33503

# ELSA 16

Ø 590mm



| on/off                            | type                               | source | [W]  | T [K]     | IP   | BTTO[lm] | NTTO[lm] | sensor | DALI     | Corridor | EM COMB (3h)          | EM+sensor |
|-----------------------------------|------------------------------------|--------|------|-----------|------|----------|----------|--------|----------|----------|-----------------------|-----------|
| ELS71680                          | IN-32K910/637                      | E27    | 3x13 |           | IP43 |          |          |        |          |          |                       |           |
| ELS72480 <sup>A</sup>             | LED-1L23EMP700K910/637 3K          | LED    | 35   | 3000      | IP43 | 5610     | 3650     |        | ELS72481 |          | ELS72482 <sup>A</sup> |           |
| ELS72483 <sup>A</sup>             | LED-1L23EMP1050K910/637 3K         | LED    | 54   | 3000      | IP43 | 8080     | 5250     |        | ELS72484 |          | ELS72485 <sup>A</sup> |           |
| ELS72980 <sup>A</sup>             | LED-1L23EMP700K910/637 4K          | LED    | 35   | 4000      | IP43 | 5850     | 3800     |        | ELS72981 |          | ELS72982 <sup>A</sup> |           |
| ELS72983 <sup>A</sup>             | LED-1L23EMP1050K910/637 4K         | LED    | 54   | 4000      | IP43 | 8430     | 5480     |        | ELS72984 |          | ELS72985 <sup>A</sup> |           |
| <b>TUNABLE WHITE 2700 - 6500K</b> |                                    |        |      |           |      |          |          |        |          |          |                       |           |
| ELS71241                          | LED-1L23ET1050K910/637 DALI 27-65K | LED    | 52   | 2700-6500 | IP43 | 8140     | 5290     |        |          |          |                       |           |
| ELS71242                          | LED-1L23ET1050K910/637 BT 27-65K   | LED    | 52   | 2700-6500 | IP43 | 8140     | 5290     |        |          |          |                       |           |

<sup>A</sup> MULTI POWER LED DRIVER - nastavitelný výkon svítidla / adjustable power of light - vice na / more at [www.osmont.cz](http://www.osmont.cz)

## PROVEDENÍ NA ZAKÁZKU / CUSTOM SOLUTIONS

|   |   |   |  |   |  |  |                  |
|---|---|---|--|---|--|--|------------------|
| <b>1800 K</b><br><b>6500 K</b>                                      | <b>CRI &gt;90</b><br><b>CRI &gt;95</b>                  | <b>RAL</b>  |  |   |  |  | <b>SELF TEST</b> |
| atypická teplota chromatičnosti / atypical chromaticity temperature | vyšší index podání barev / higher color rendering index | jiná barva základny dle RAL / other base color according to RAL | modul pro ovládání pomocí bluetooth / bluetooth control module | modul pro ovládání chytrou domácností / smart home control module | možnost vybavení HF senzorem / possible with a HF sensor | SELF TEST nouzový modul / SELF TEST emergency module |                  |

**LEGEND: Sensor** - kód svítidla s pohybovým HF senzorem / code for luminaire with HF sensor | **DALI** - kód svítidla se stmívatelným DALI předřadníkem / code for luminaire with DALI driver | **Corridor** - kód pro svítidlo s Corridor funkcí (HF + DALI) / code for luminaire with Corridor function (HF + DALI) | **EM COMB (3h)** - kód nouzového kombinovaného svítidla (3h) / code for luminaire with emergency unit combined (3h) | **EM + Sensor (3h)** - kód nouzového kombinovaného svítidla (3h) s HF senzorem / code for luminaire with emergency unit combined (3h) and HF sensor



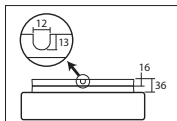
# ERIS 2, 3

Montura bílá kovová  
Stínidlo třivrstvé opálové sklo s matovaným povrchem  
Držení stínidla sklápovací držáky  
Umístění stropní / nástěnné

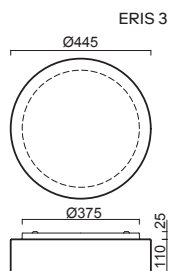
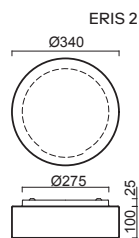
Fixture white metal  
Shade three-layer opal glass with matt finish  
Shade fixing folding two-step clamp holders  
Installation ceiling / wall



Náhradní stínidlo / spare shade  
ERIS 2 - code 20123  
ERIS 3 - code 20124



Podstavec pro boční přívod /  
base for side supply  
ERIS 2 - code 33501  
ERIS 3 - code 33502



## ERIS 2

Ø 340mm



| on/off                                       | type                             | source | [W]  | T [K]     | IP   | BTTO[lm]  | NTTO[lm]  | sensor                | DALI     | Corridor | EM COMB (3h)          | EM+sensor             |
|--|----------------------------------|--------|------|-----------|------|-----------|-----------|-----------------------|----------|----------|-----------------------|-----------------------|
| ERIS5353                                     | IN-12K64/412                     | E27    | 13   |           | IP43 |           |           | ERIS53536             |          |          |                       |                       |
| ERIS5357                                     | IN-22K64/412                     | E27    | 2x10 |           | IP43 |           |           |                       |          |          |                       |                       |
| ERIS67000                                    | LED-1L14E500K64/412 3K           | LED    | 13   | 3000      | IP43 | 2000      | 1360      | ERI67001              | ERI67002 | ERI67003 | ERI67004              | ERI67005              |
| ERIS67006 <sup>A</sup>                       | LED-1L14EMP700K64/412 3K         | LED    | 18   | 3000      | IP43 | 2690      | 1830      | ERI67007 <sup>A</sup> | ERI67008 | ERI67009 | ERI67010 <sup>A</sup> | ERI67011 <sup>A</sup> |
| ERIS67500                                    | LED-1L14E500K64/412 4K           | LED    | 13   | 4000      | IP43 | 2080      | 1410      | ERI67501              | ERI67502 | ERI67503 | ERI67504              | ERI67505              |
| ERIS67506 <sup>A</sup>                       | LED-1L14EMP700K64/412 4K         | LED    | 18   | 4000      | IP43 | 2810      | 1910      | ERI67507 <sup>A</sup> | ERI67508 | ERI67509 | ERI67510 <sup>A</sup> | ERI67511 <sup>A</sup> |
| <b>PŘEPÍNATELNÉ / SWITCHABLE 3000K/4000K</b> |                                  |        |      |           |      |           |           |                       |          |          |                       |                       |
| ERI71240                                     | LED-1L14E500K64/412 3/4K         | LED    | 13   | 3000/4000 | IP43 | 2000/2080 | 1360/1410 | ERI71241              | ERI71242 |          |                       |                       |
| ERI71243 <sup>A</sup>                        | LED-1L14EMP700K64/412 3/4K       | LED    | 18   | 3000/4000 | IP43 | 2690/2810 | 1830/1910 | ERI71244 <sup>A</sup> | ERI71245 |          |                       |                       |
| <b>TUNABLE WHITE 2700 - 6500K</b>            |                                  |        |      |           |      |           |           |                       |          |          |                       |                       |
| ERI63084                                     | LED-1L14ET700K64/412 DALI 27-65K | LED    | 18   | 2700-6500 | IP43 | 2710      | 1840      |                       |          |          |                       |                       |
| ERI63135                                     | LED-1L14ET700K64/412 BT 27-65K   | LED    | 18   | 2700-6500 | IP43 | 2710      | 1840      |                       |          |          |                       |                       |

<sup>A</sup> MULTI POWER LED DRIVER - nastavitelný výkon svítidla / adjustable power of light - více na / more at [www.osmont.cz](http://www.osmont.cz)

## ERIS 3

Ø 445mm



| on/off                                       | type                             | source | [W]  | T [K]     | IP   | BTTO[lm]  | NTTO[lm]  | sensor                | DALI     | Corridor | EM COMB (3h)          | EM+sensor |
|--|----------------------------------|--------|------|-----------|------|-----------|-----------|-----------------------|----------|----------|-----------------------|-----------|
| ERIS53538                                    | IN-32K88/413                     | E27    | 3x10 |           | IP43 |           |           |                       |          |          |                       |           |
| ERIS67027                                    | LED-1L16E500K88/413 3K           | LED    | 24   | 3000      | IP43 | 3750      | 2480      | ERI67028              | ERI67029 | ERI67030 | ERI67031              |           |
| ERIS67032 <sup>A</sup>                       | LED-1L16EMP700K88/413 3K         | LED    | 34   | 3000      | IP43 | 5050      | 3330      | ERI67033 <sup>A</sup> | ERI67034 | ERI67035 | ERI67036 <sup>A</sup> |           |
| ERIS67527                                    | LED-1L16E500K88/413 4K           | LED    | 24   | 4000      | IP43 | 3910      | 2580      | ERI67528              | ERI67529 | ERI67530 | ERI67531              |           |
| ERIS67532 <sup>A</sup>                       | LED-1L16EMP700K88/413 4K         | LED    | 34   | 4000      | IP43 | 5270      | 3480      | ERI67533 <sup>A</sup> | ERI67534 | ERI67535 | ERI67536 <sup>A</sup> |           |
| <b>PŘEPÍNATELNÉ / SWITCHABLE 3000K/4000K</b> |                                  |        |      |           |      |           |           |                       |          |          |                       |           |
| ERI71246                                     | LED-1L16E500K88/413 3/4K         | LED    | 24   | 3000/4000 | IP43 | 3750/3910 | 2480/2580 | ERI71247              | ERI71248 |          |                       |           |
| ERI71249 <sup>A</sup>                        | LED-1L16EMP700K88/413 3/4K       | LED    | 34   | 3000/4000 | IP43 | 5050/5270 | 3330/3480 | ERI71250 <sup>A</sup> | ERI71251 |          |                       |           |
| <b>TUNABLE WHITE 2700 - 6500K</b>            |                                  |        |      |           |      |           |           |                       |          |          |                       |           |
| ERI63085                                     | LED-1L16ET700K88/413 DALI 27-65K | LED    | 33   | 2700-6500 | IP43 | 5090      | 3360      |                       |          |          |                       |           |
| ERI63136                                     | LED-1L16ET700K88/413 BT 27-65K   | LED    | 33   | 2700-6500 | IP43 | 5090      | 3360      |                       |          |          |                       |           |

<sup>A</sup> MULTI POWER LED DRIVER - nastavitelný výkon svítidla / adjustable power of light - více na / more at [www.osmont.cz](http://www.osmont.cz)

### PROVEDENÍ NA ZAKÁZKU / CUSTOM SOLUTIONS



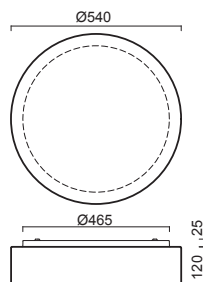
atypická teplota chromatickosti / atypical chromaticity temperature  
vyšší index podání barev / higher color rendering index  
jiná barva základny dle RAL / other base color according to RAL  
modul pro ovládání pomocí bluetooth / bluetooth control module  
modul pro ovládání chytrou domácností / smart home control module  
SELF TEST nouzový modul / SELF TEST emergency module

**LEGEND: Sensor** - kód svítidla s pohybovým HF senzorem / code for luminaire with HF sensor | **DALI** - kód svítidla se stmívatelným DALI předřadníkem / code for luminaire with DALI driver | **Corridor** - kód pro svítidlo s Corridor funkcí (HF + DALI) / code for luminaire with Corridor function (HF + DALI) | **EM COMB (3h)** - kód nouzového kombinovaného svítidla (3h) / code for luminaire with emergency unit combined (3h) | **EM + Sensor (3h)** - kód nouzového kombinovaného svítidla (3h) s HF senzorem / code for luminaire with emergency unit combined (3h) and HF sensor

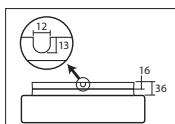
## ERIS 4

Montura bílá kovová  
Stínidlo třívrstvé opálové sklo s matovaným povrchem  
Držení stínidla sklápovací držáky  
Umístění stropní / nástěnné

Fixture white metal  
Shade three-layer opal glass with matt finish  
Shade fixing folding two-step clamp holders  
Installation ceiling / wall



Náhradní stínidlo / spare shade  
code 20125



Podstavec pro boční přívod /  
base for side supply  
code 33503

## ERIS 4

Ø 540mm



| on/off                            | type                               | source | [W]  | T [K]     | IP   | BTTO[lm] | NTTO[lm] | sensor | DALI     | Corridor | EM COMB (3h)          | EM+sensor |
|-----------------------------------|------------------------------------|--------|------|-----------|------|----------|----------|--------|----------|----------|-----------------------|-----------|
| ERI53540                          | IN-32K910/414                      | E27    | 3x13 |           | IP43 |          |          |        |          |          |                       |           |
| ERI67047 <sup>A</sup>             | LED-1L23EMP700K910/414 3K          | LED    | 35   | 3000      | IP43 | 5610     | 3700     |        | ERI67048 |          | ERI67049 <sup>A</sup> |           |
| ERI67050 <sup>A</sup>             | LED-1L23EMP1050K910/414 3K         | LED    | 54   | 3000      | IP43 | 8080     | 5330     |        | ERI67051 |          | ERI67052 <sup>A</sup> |           |
| ERI67547 <sup>A</sup>             | LED-1L23EMP700K910/414 4K          | LED    | 35   | 4000      | IP43 | 5850     | 3860     |        | ERI67548 |          | ERI67549 <sup>A</sup> |           |
| ERI67550 <sup>A</sup>             | LED-1L23EMP1050K910/414 4K         | LED    | 54   | 4000      | IP43 | 8430     | 5560     |        | ERI67551 |          | ERI67552 <sup>A</sup> |           |
| <b>TUNABLE WHITE 2700 - 6500K</b> |                                    |        |      |           |      |          |          |        |          |          |                       |           |
| ERI63153                          | LED-1L23ET1050K910/414 DALI 27-65K | LED    | 52   | 2700-6500 | IP43 | 8140     | 5370     |        |          |          |                       |           |
| ERI63154                          | LED-1L23ET1050K910/414 BT 27-65K   | LED    | 52   | 2700-6500 | IP43 | 8140     | 5370     |        |          |          |                       |           |

<sup>A</sup> MULTI POWER LED DRIVER - nastavitelný výkon svítidla / adjustable power of light - vice na / more at [www.osmont.cz](http://www.osmont.cz)

## PROVEDENÍ NA ZAKÁZKU / CUSTOM SOLUTIONS

|   |   |   |  |   |  |  |
|---|---|---|--|---|--|--|
| <b>1800 K</b><br><b>6500 K</b>                                      | <b>CRI &gt;90</b><br><b>CRI &gt;95</b>                  | <b>RAL</b>  |  |   |  | <b>SELF TEST</b>                                     |
| atypická teplota chromatičnosti / atypical chromaticity temperature | vyšší index podání barev / higher color rendering index | jiná barva základny dle RAL / other base color according to RAL | modul pro ovládání pomocí bluetooth / bluetooth control module | modul pro ovládání chytrou domácností / smart home control module | možnost vybavení HF senzorem / possible with a HF sensor | SELF TEST nouzový modul / SELF TEST emergency module |

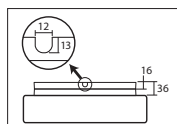
**LEGEND: Sensor** - kód svítidla s pohybovým HF senzorem / code for luminaire with HF sensor | **DALI** - kód svítidla se stravitelným DALI předřadníkem / code for luminaire with DALI driver | **Corridor** - kód pro svítidlo s Corridor funkcí (HF + DALI) / code for luminaire with Corridor function (HF + DALI) | **EM COMB (3h)** - kód nouzového kombinovaného svítidla (3h) / code for luminaire with emergency unit combined (3h) | **EM + Sensor (3h)** - kód nouzového kombinovaného svítidla (3h) s HF senzorem / code for luminaire with emergency unit combined (3h) and HF sensor

# ERIS C2, C3

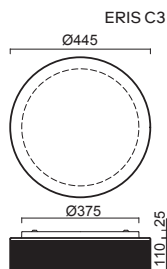
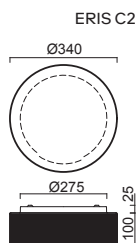
|                 |   |
|-----------------|---|
| Montura         | bilá kovová   |
| Stínidlo        | třivrstvé opálové sklo s matovaným povrchem a malovaným dekorativním pruhem |
| Držení stínidla | sklápovací držáky   |
| Umístění        | stropní / nástěnné  |
| Fixture         | white metal   |
| Shade           | three-layer opal glass with matt surface and painted decorative stripe      |
| Shade fixing    | folding two-step clamp holders  |
| Installation    | ceiling / wall  |



Náhradní stínidlo / spare shade  
ERIS C2 - code 20131  
ERIS C3 - code 20132



Podstavec pro boční přívod /  
base for side supply  
ERIS C2 - code 33501  
ERIS C3 - code 33502



## ERIS C2

Ø 340mm



| on/off                                       | type                             | source | [W]  | T [K]     | IP   | BTTO[lm]  | NTTO[lm]  | sensor                | DALI     | Corridor | EM COMB (3h)          | EM+sensor             |
|--|----------------------------------|--------|------|-----------|------|-----------|-----------|-----------------------|----------|----------|-----------------------|-----------------------|
| ERIS2135                                     | IN-12K64/412C                    | E27    | 13   |           | IP43 |           |           | ERIS2136              |          |          |                       |                       |
| ERIS2137                                     | IN-22K64/412C                    | E27    | 2x10 |           | IP43 |           |           |                       |          |          |                       |                       |
| ER167015                                     | LED-1L14E500K64/412C 3K          | LED    | 13   | 3000      | IP43 | 2000      | 1000      | ER167016              | ER167017 | ER167018 | ER167019              | ER167020              |
| ER167021 <sup>A</sup>                        | LED-1L14EMP700K64/412C 3K        | LED    | 18   | 3000      | IP43 | 2690      | 1350      | ER167022 <sup>A</sup> | ER167023 | ER167024 | ER167025 <sup>A</sup> | ER167026 <sup>A</sup> |
| ER167515                                     | LED-1L14E500K64/412C 4K          | LED    | 13   | 4000      | IP43 | 2080      | 1040      | ER167516              | ER167517 | ER167518 | ER167519              | ER167520              |
| ER167521 <sup>A</sup>                        | LED-1L14EMP700K64/412C 4K        | LED    | 18   | 4000      | IP43 | 2810      | 1410      | ER167522 <sup>A</sup> | ER167523 | ER167524 | ER167525 <sup>A</sup> | ER167526 <sup>A</sup> |
| <b>PŘEPÍNATELNÉ / SWITCHABLE 3000K/4000K</b> |                                  |        |      |           |      |           |           |                       |          |          |                       |                       |
| ER171252                                     | LED-1L14E500K64/412C 3/4K        | LED    | 13   | 3000/4000 | IP43 | 2000/2080 | 1000/1040 | ER171253              | ER171254 |          |                       |                       |
| ER171255 <sup>A</sup>                        | LED-1L14EMP700K64/412C 3/4K      | LED    | 18   | 3000/4000 | IP43 | 2690/2810 | 1350/1410 | ER171256 <sup>A</sup> | ER171257 |          |                       |                       |
| <b>TUNABLE WHITE 2700 - 6500K</b>            |                                  |        |      |           |      |           |           |                       |          |          |                       |                       |
| ER163122                                     | LED-1L14E700K64/412C DALI 27-65K | LED    | 18   | 2700-6500 | IP43 | 2710      | 1360      |                       |          |          |                       |                       |
| ER163137                                     | LED-1L14E700K64/412C BT 27-65K   | LED    | 18   | 2700-6500 | IP43 | 2710      | 1360      |                       |          |          |                       |                       |

<sup>A</sup> MULTI POWER LED DRIVER - nastavitelný výkon svítidla / adjustable power of light - více na / more at [www.osmont.cz](http://www.osmont.cz)

## ERIS C3

Ø 445mm



| on/off                                       | type                             | source | [W]  | T [K]     | IP   | BTTO[lm]  | NTTO[lm]  | sensor                | DALI     | Corridor | EM COMB (3h)          | EM+sensor |
|--|----------------------------------|--------|------|-----------|------|-----------|-----------|-----------------------|----------|----------|-----------------------|-----------|
| ERIS2140                                     | IN-32K88/413C                    | E27    | 3x10 |           | IP43 |           |           |                       |          |          |                       |           |
| ER167037                                     | LED-1L16E500K88/413C 3K          | LED    | 24   | 3000      | IP43 | 3750      | 1880      | ER167038              | ER167039 | ER167040 | ER167041              |           |
| ER167042 <sup>A</sup>                        | LED-1L16EMP700K88/413C 3K        | LED    | 34   | 3000      | IP43 | 5050      | 2530      | ER167043 <sup>A</sup> | ER167044 | ER167045 | ER167046 <sup>A</sup> |           |
| ER167537                                     | LED-1L16E500K88/413C 4K          | LED    | 24   | 4000      | IP43 | 3910      | 1960      | ER167538              | ER167539 | ER167540 | ER167541              |           |
| ER167542 <sup>A</sup>                        | LED-1L16EMP700K88/413C 4K        | LED    | 34   | 4000      | IP43 | 5270      | 2640      | ER167543 <sup>A</sup> | ER167544 | ER167545 | ER167546 <sup>A</sup> |           |
| <b>PŘEPÍNATELNÉ / SWITCHABLE 3000K/4000K</b> |                                  |        |      |           |      |           |           |                       |          |          |                       |           |
| ER170490                                     | LED-1L16E500K88/413C 3/4K        | LED    | 24   | 3000/4000 | IP43 | 3750/3910 | 1880/1960 | ER170491              | ER170492 |          |                       |           |
| ER170493 <sup>A</sup>                        | LED-1L16EMP700K88/413C 3/4K      | LED    | 34   | 3000/4000 | IP43 | 5050/5270 | 2530/2640 | ER170494 <sup>A</sup> | ER170495 |          |                       |           |
| <b>TUNABLE WHITE 2700 - 6500K</b>            |                                  |        |      |           |      |           |           |                       |          |          |                       |           |
| ER163123                                     | LED-1L16E700K88/413C DALI 27-65K | LED    | 33   | 2700-6500 | IP43 | 5090      | 2550      |                       |          |          |                       |           |
| ER163138                                     | LED-1L16E700K88/413C BT 27-65K   | LED    | 33   | 2700-6500 | IP43 | 5090      | 2550      |                       |          |          |                       |           |

<sup>A</sup> MULTI POWER LED DRIVER - nastavitelný výkon svítidla / adjustable power of light - více na / more at [www.osmont.cz](http://www.osmont.cz)

### PROVEDENÍ NA KÁZKU / CUSTOM SOLUTIONS

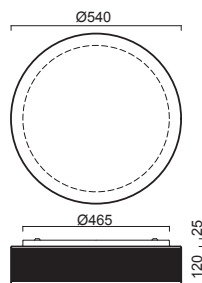


atypická teplota chromatičnosti / atypical chromaticity temperature  
vyšší index podání barev / higher color rendering index  
jiná barva základny dle RAL / other base color according to RAL  
modul pro ovládání pomocí bluetooth / bluetooth control module  
modul pro ovládání chytrou domácností / smart home control module  
SELF TEST novouzový modul / SELF TEST emergency module

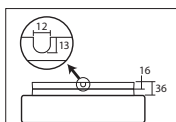
**LEGEND: Sensor** - kód svítidla s pohybovým HF senzorem / code for luminaire with HF sensor | **DALI** - kód svítidla se stmívatelným DALI předřadníkem / code for luminaire with DALI driver | **Corridor** - kód pro svítidlo s Corridor funkcí (HF + DALI) / code for luminaire with Corridor function (HF + DALI) | **EM COMB (3h)** - kód nouzového kombinovaného svítidla (3h) / code for luminaire with emergency unit combined (3h) | **EM + Sensor (3h)** - kód nouzového kombinovaného svítidla (3h) s HF senzorem / code for luminaire with emergency unit combined (3h) and HF sensor

## ERIS C4

|                 |  |
|-----------------|--|
| Montura         | bilá kovová  |
| Stínidlo        | třivrstvé opálové sklo s matovaným povrchem<br>a malovaným dekorativním pruhem |
| Držení stínidla | sklápovací držáky  |
| Umístění        | stropní / nástěnné   |
| Fixture         | white metal  |
| Shade           | three-layer opal glass with matt surface<br>and painted decorative stripe      |
| Shade fixing    | folding two-step clamp holders   |
| Installation    | ceiling / wall   |



Náhradní stínidlo / spare shade  
code 20133



Podstavec pro boční přívod /  
base for side supply  
code 33503

## ERIS C4

Ø 540mm



| on/off                | type                        | source | [W]  | T [K] | IP   | BTTO[lm] | NTTO[lm] | sensor | DALI     | Corridor | EM COMB (3h)          | EM+sensor |
|-----------------------|-----------------------------|--------|------|-------|------|----------|----------|--------|----------|----------|-----------------------|-----------|
| ERI52143              | IN-32K910/414C              | E27    | 3x13 |       | IP43 |          |          |        |          |          |                       |           |
| ERI67058 <sup>^</sup> | LED-1L23EMP700K910/414C 3K  | LED    | 35   | 3000  | IP43 | 5610     | 2810     |        | ERI67059 |          | ERI67060 <sup>^</sup> |           |
| ERI67061 <sup>^</sup> | LED-1L23EMP1050K910/414C 3K | LED    | 54   | 3000  | IP43 | 8080     | 4040     |        | ERI67062 |          | ERI67063 <sup>^</sup> |           |
| ERI67558 <sup>^</sup> | LED-1L23EMP700K910/414C 4K  | LED    | 35   | 4000  | IP43 | 5850     | 2930     |        | ERI67559 |          | ERI67560 <sup>^</sup> |           |
| ERI67561 <sup>^</sup> | LED-1L23EMP1050K910/414C 4K | LED    | 54   | 4000  | IP43 | 8430     | 4220     |        | ERI67562 |          | ERI67563 <sup>^</sup> |           |

<sup>^</sup> MULTI POWER LED DRIVER - nastavitelný výkon svítidla / adjustable power of light - více na / more at [www.osmont.cz](http://www.osmont.cz)

## PROVEDENÍ NA ZAKÁZKU / CUSTOM SOLUTIONS

|   |   |   |  |  |   |  |  |
|---|---|---|--|--|---|--|--|
| <b>1800 K</b><br><b>6500 K</b>                                      | <b>CRI &gt;90</b><br><b>CRI &gt;95</b>                  | <b>RAL</b>  | <b>TW</b>  |  |   |  | <b>SELF TEST</b>                                     |
| atypická teplota chromatičnosti / atypical chromaticity temperature | vyšší index podání barev / higher color rendering index | jiná barva základny dle RAL / other base color according to RAL | možnost vybavení TUNABLE WHITE / possible with TUNABLE WHITE | modul pro ovládání pomocí bluetooth / bluetooth control module | modul pro ovládání chytrou domácností / smart home control module | možnost vybavení HF senzorem / possible with a HF sensor | SELF TEST nouzový modul / SELF TEST emergency module |

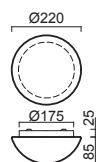
**LEGEND: Sensor** - kód svítidla s pohybovým HF senzorem / code for luminaire with HF sensor | **DALI** - kód svítidla se stmívatelným DALI předřadníkem / code for luminaire with DALI driver | **Corridor** - kód pro svítidlo s Corridor funkcí (HF + DALI) / code for luminaire with Corridor function (HF + DALI) | **EM COMB (3h)** - kód nouzového kombinovaného svítidla (3h) / code for luminaire with emergency unit combined (3h) | **EM + Sensor (3h)** - kód nouzového kombinovaného svítidla (3h) s HF senzorem / code for luminaire with emergency unit combined (3h) and HF sensor

# AURA 1, 2


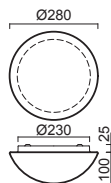
Montura bílá kovová (IP43) nebo plastová (IP43, tř.II)  
Stínidlo třívrstvé opálové sklo s matovaným povrchem  
Držení stínidla sklapovací držáky  
Umístění stropní / nástěnné

Fixture white metal (IP43) or plastic (IP43, class II.)  
Shade three-layer opal glass with matt surface  
Shade fixing with folding two-step clamp holders  
Installation ceiling / wall

AURA 1



AURA 2



Náhradní stínidlo / spare shade  
**AURA 1 - code 20001**  
**AURA 2 - code 20002**



Dekoratívní límeček / Decorative rim - více na / more at:  
[www.osmont.cz](http://www.osmont.cz)

## AURA 1

Ø 220 mm



| on/off                          | type                 | source | [W] | T [K] | IP   | BTTO[lm] | NTTO[lm] | sensor | DALI | Corridor | EM COMB (3h) | EM+sensor |
|---------------------------------|----------------------|--------|-----|-------|------|----------|----------|--------|------|----------|--------------|-----------|
| <b>AUR40000</b>                 | IN-12K2/040          | E27    | 7   |       | IP43 |          |          |        |      |          |              |           |
| <b>AUR40010</b>                 | IN-12DU2/040         | E27    | 7   |       | IP43 |          |          |        |      |          |              |           |
| <b>AUR51221</b>                 | LED-1L1E700K2/040 3K | LED    | 7   | 3000  | IP43 | 1010     | 690      |        |      |          |              |           |
| <b>AUR51721</b>                 | LED-1L1E700K2/040 4K | LED    | 7   | 4000  | IP43 | 1050     | 710      |        |      |          |              |           |
| <b>NOUZOVÉ / EMERGENCY - 1H</b> |                      |        |     |       |      |          |          |        |      |          |              |           |
| <b>AUR47075</b>                 | LED-NZIWK2/040 4K    | LED    | 1   | 4000  | IP43 | 170      | 115      |        |      |          |              |           |

## AURA 2

Ø 280 mm



| on/off                                       | type                             | source | [W] | T [K]     | IP   | BTTO[lm]  | NTTO[lm]  | sensor          | DALI            | Corridor | EM COMB (3h)    | EM+sensor |
|--|----------------------------------|--------|-----|-----------|------|-----------|-----------|-----------------|-----------------|----------|-----------------|-----------|
| <b>AUR40017</b>                              | IN-12K52/042                     | E27    | 10  |           | IP43 |           |           | <b>AUR46100</b> |                 |          |                 |           |
| <b>AUR40018</b>                              | IN-22K52/042                     | E27    | 2x7 |           | IP43 |           |           |                 |                 |          |                 |           |
| <b>AUR40042</b>                              | IN-12DU52/042                    | E27    | 7   |           | IP43 |           |           |                 |                 |          |                 |           |
| <b>AUR71000</b>                              | LED-1L18E250K53/042 3K           | LED    | 11  | 3000      | IP43 | 1610      | 1090      | <b>AUR71001</b> | <b>AUR71002</b> |          | <b>AUR71003</b> |           |
| <b>AUR59004</b>                              | LED-1L18E350K53/042 3K           | LED    | 15  | 3000      | IP43 | 2230      | 1520      | <b>AUR59005</b> | <b>AUR59006</b> |          | <b>AUR59008</b> |           |
| <b>AUR71500</b>                              | LED-1L18E250K53/042 4K           | LED    | 11  | 4000      | IP43 | 1680      | 1140      | <b>AUR71501</b> | <b>AUR71502</b> |          | <b>AUR71503</b> |           |
| <b>AUR59504</b>                              | LED-1L18E350K53/042 4K           | LED    | 15  | 4000      | IP43 | 2320      | 1580      | <b>AUR59505</b> | <b>AUR59506</b> |          | <b>AUR59508</b> |           |
| <b>PŘEPÍNATELNÉ / SWITCHABLE 3000K/4000K</b> |                                  |        |     |           |      |           |           |                 |                 |          |                 |           |
| <b>AUR71100</b>                              | LED-1L18E250K53/042 3/4K         | LED    | 11  | 3000/4000 | IP43 | 1610/1680 | 1090/1140 | <b>AUR71101</b> | <b>AUR71102</b> |          |                 |           |
| <b>AUR71103</b>                              | LED-1L18E350K53/042 3/4K         | LED    | 15  | 3000/4000 | IP43 | 2230/2320 | 1520/1580 | <b>AUR71104</b> | <b>AUR71105</b> |          |                 |           |
| <b>TUNABLE WHITE 2700 - 6500K</b>            |                                  |        |     |           |      |           |           |                 |                 |          |                 |           |
| <b>AUR71106</b>                              | LED-1L18ET350K53/042 DALI 27-65K | LED    | 14  | 2700-6500 | IP43 | 2240      | 1520      |                 |                 |          |                 |           |
| <b>AUR71183</b>                              | LED-1L18ET350K53/042 BT 27-65K   | LED    | 14  | 2700-6500 | IP43 | 2240      | 1520      |                 |                 |          |                 |           |

### PROVEDENÍ NA ZAKÁZKU / CUSTOM SOLUTIONS




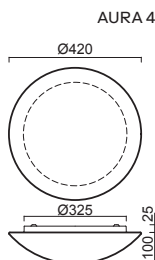
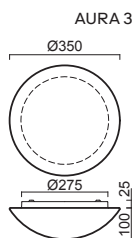
atypická teplota chromatičnosti / atypical chromaticity temperature  
vyšší index podání barev / higher color rendering index  
jiná barva základny dle RAL / other base color according to RAL  
modul pro ovládání pomocí bluetooth / bluetooth control module  
modul pro ovládání chytrou domácností / smart home control module  
SELF TEST nouzový modul / SELF TEST emergency module

**LEGEND: Sensor** - kód svítidla s pohybovým HF senzorem / code for luminaire with HF sensor | **DALI** - kód svítidla se strímatelným DALI předřadníkem / code for luminaire with DALI driver | **Corridor** - kód pro svítidlo s Corridor funkcí (HF + DALI) / code for luminaire with Corridor function (HF + DALI) | **EM COMB (3h)** - kód nouzového kombinovaného svítidla (3h) / code for luminaire with emergency unit combined (3h) | **EM + Sensor (3h)** - kód nouzového kombinovaného svítidla (3h) s HF senzorem / code for luminaire with emergency unit combined (3h) and HF sensor

# AURA 3, 4

Montura bílá kovová (IP43) nebo plastová (IP43, tř.II)  
Stínidlo třívrstvé opalové sklo s matovaným povrchem  
Držení stínidla sklapovací držáky  
Umístění stropní / nástěnné

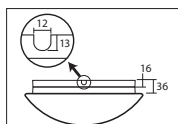
Fixture white metal (IP43) or plastic (IP43, class II)  
Shade three-layer opal glass with matt surface  
Shade fixing with folding two-step clamp holders  
Installation ceiling / wall



Náhradní stínidlo / spare shade  
AURA 3 - code 20003  
AURA 4 - code 20004



Dekoratívny límeček / Decorative rim - více na / more at:  
[www.osmont.cz](http://www.osmont.cz)



Podstavec pro boční přívod / base for side supply  
AURA 3 - code 33501

## AURA 3

Ø 350 mm



| on/off  | type                             | source | [W]  | T [K]     | IP   | BTTO[lm]  | NTTO[lm]  | sensor                | DALI     | Corridor | EM COMB (3h)          | EM+sensor             |
|---|----------------------------------|--------|------|-----------|------|-----------|-----------|-----------------------|----------|----------|-----------------------|-----------------------|
| AUR42630                                      | IN-12K63/062                     | E27    | 13   |           | IP43 |           |           | AUR46102              |          |          |                       |                       |
| AUR40055                                      | IN-22K63/062                     | E27    | 2x10 |           | IP43 |           |           |                       |          |          |                       |                       |
| AUR40066                                      | IN-22DU63/062                    | E27    | 2x7  |           | IP43 |           |           |                       |          |          |                       |                       |
| AUR59009                                      | LED-1L14E500K63/062 3K           | LED    | 13   | 3000      | IP43 | 2000      | 1360      | AUR59010              | AUR59011 | AUR59012 | AUR59017              | AUR59018              |
| AUR59013 <sup>A</sup>                         | LED-1L14EMP700K63/062 3K         | LED    | 18   | 3000      | IP43 | 2690      | 1830      | AUR59014 <sup>A</sup> | AUR59015 | AUR59016 | AUR59019 <sup>A</sup> | AUR59020 <sup>A</sup> |
| AUR59509                                      | LED-1L14E500K63/062 4K           | LED    | 13   | 4000      | IP43 | 2080      | 1410      | AUR59510              | AUR59511 | AUR59512 | AUR59517              | AUR59518              |
| AUR59513 <sup>A</sup>                         | LED-1L14EMP700K63/062 4K         | LED    | 18   | 4000      | IP43 | 2810      | 1910      | AUR59514 <sup>A</sup> | AUR59515 | AUR59516 | AUR59519 <sup>A</sup> | AUR59520 <sup>A</sup> |
| <b>PŘEPÍNA TELNÉ / SWITCHABLE 3000K/4000K</b> |                                  |        |      |           |      |           |           |                       |          |          |                       |                       |
| AUR71107                                      | LED-1L14E500K63/062 3/4K         | LED    | 13   | 3000/4000 | IP43 | 2000/2080 | 1360/1410 | AUR71108              | AUR71109 |          |                       |                       |
| AUR71110 <sup>A</sup>                         | LED-1L14EMP700K63/062 3/4K       | LED    | 18   | 3000/4000 | IP43 | 2690/2810 | 1830/1910 | AUR71111 <sup>A</sup> | AUR71112 |          |                       |                       |
| <b>TUNABLE WHITE 2700 - 6500K</b>             |                                  |        |      |           |      |           |           |                       |          |          |                       |                       |
| AUR63080                                      | LED-1L14ET700K63/062 DALI 27-65K | LED    | 18   | 2700-6500 | IP43 | 2710      | 1840      |                       |          |          |                       |                       |
| AUR63130                                      | LED-1L14ET700K63/062 BT 27-65K   | LED    | 18   | 2700-6500 | IP43 | 2710      | 1840      |                       |          |          |                       |                       |

<sup>A</sup> MULTI POWER LED DRIVER - nastavitelný výkon svítidla / adjustable power of light - více na / more at [www.osmont.cz](http://www.osmont.cz)

## AURA 4

Ø 420 mm



| on/off  | type                             | source | [W]  | T [K]     | IP   | BTTO[lm]  | NTTO[lm]  | sensor                | DALI     | Corridor | EM COMB (3h)          | EM+sensor             |
|---|----------------------------------|--------|------|-----------|------|-----------|-----------|-----------------------|----------|----------|-----------------------|-----------------------|
| AUR40086                                      | IN-22K74/072                     | E27    | 2x10 |           | IP43 |           |           | AUR46104              |          |          |                       |                       |
| AUR59021                                      | LED-1L15E500K74/072 3K           | LED    | 19   | 3000      | IP43 | 3000      | 2220      | AUR59022              | AUR59023 | AUR59024 | AUR59030              | AUR59031              |
| AUR59025 <sup>A</sup>                         | LED-1L15EMP700K74/072 3K         | LED    | 27   | 3000      | IP43 | 4040      | 2990      | AUR59026 <sup>A</sup> | AUR59027 | AUR59028 | AUR59032 <sup>A</sup> | AUR59033 <sup>A</sup> |
| AUR59521                                      | LED-1L15E500K74/072 4K           | LED    | 19   | 4000      | IP43 | 3130      | 2320      | AUR59522              | AUR59523 | AUR59524 | AUR59530              | AUR59531              |
| AUR59525 <sup>A</sup>                         | LED-1L15EMP700K74/072 4K         | LED    | 27   | 4000      | IP43 | 4220      | 3120      | AUR59526 <sup>A</sup> | AUR59527 | AUR59528 | AUR59532 <sup>A</sup> | AUR59533 <sup>A</sup> |
| <b>PŘEPÍNA TELNÉ / SWITCHABLE 3000K/4000K</b> |                                  |        |      |           |      |           |           |                       |          |          |                       |                       |
| AUR71113                                      | LED-1L15E500K74/072 3/4K         | LED    | 19   | 3000/4000 | IP43 | 3000/3130 | 2220/2320 | AUR71114              | AUR71115 |          |                       |                       |
| AUR71116 <sup>A</sup>                         | LED-1L15EMP700K74/072 3/4K       | LED    | 27   | 3000/4000 | IP43 | 4040/4220 | 2990/3120 | AUR71117 <sup>A</sup> | AUR71118 |          |                       |                       |
| <b>TUNABLE WHITE 2700 - 6500K</b>             |                                  |        |      |           |      |           |           |                       |          |          |                       |                       |
| AUR71119                                      | LED-1L15ET700K74/072 DALI 27-65K | LED    | 26   | 2700-6500 | IP43 | 4070      | 3010      |                       |          |          |                       |                       |
| AUR71184                                      | LED-1L15ET700K74/072 BT 27-65K   | LED    | 26   | 2700-6500 | IP43 | 4070      | 3010      |                       |          |          |                       |                       |

<sup>A</sup> MULTI POWER LED DRIVER - nastavitelný výkon svítidla / adjustable power of light - více na / more at [www.osmont.cz](http://www.osmont.cz)

### PROVEDENÍ NA ZAKÁZKU / CUSTOM SOLUTIONS




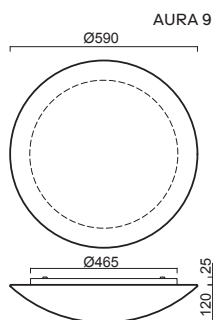
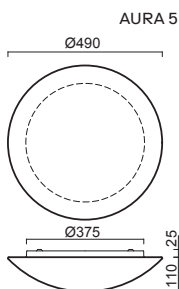
atypická teplota chromatičnosti / atypical chromaticity temperature  
vyšší index podání barev / higher color rendering index  
jiná barva základny dle RAL / other base color according to RAL  
modul pro ovládání pomocí bluetooth / bluetooth control module  
modul pro ovládání chytrou domácností / smart home control module  
SELF TEST nouzový modul / SELF TEST emergency module

**LEGEND:** Sensor - kód svítidla s pohybovým HF senzorem / code for luminaire with HF sensor | DALI - kód svítidla se stmívatelným DALI předřadníkem / code for luminaire with DALI driver | Corridor - kód pro svítidlo s Corridor funkcí (HF + DALI) / code for luminaire with Corridor function (HF + DALI) | EM COMB (3h) - kód nouzového kombinovaného svítidla (3h) / code for luminaire with emergency unit combined (3h) | EM + Sensor (3h) - kód nouzového kombinovaného svítidla (3h) s HF senzorem / code for luminaire with emergency unit combined (3h) and HF sensor

# AURA 5, 9

Montura bílá kovová  
Stínidlo třivrstvé opálové sklo s matovaným povrchem  
Držení stínidla sklápovací držáky  
Umístění stropní / nástěnné

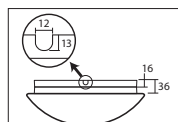
Fixture white metal  
Shade three-layer opal glass with matt surface  
Shade fixing with folding two-step clamp holders  
Installation ceiling / wall



Náhradní stínidlo / spare shade  
**AURA 5 - code 20005**  
**AURA 9 - code 20050**



**AURA 5 - Dekorativní límeček**  
/ Decorative rim - vice na /  
more at: [www.osmont.cz](http://www.osmont.cz)



Podstavec pro boční přívod /  
base for side supply  
**AURA 5 - code 33502**  
**AURA 9 - code 33503**

## AURA 5

Ø 490mm



| on/off  | type                             | source | [W]  | T [K]     | IP   | BTTO[lm]  | NTTO[lm]  | sensor                       | DALI            | Corridor        | EM COMB (3h)                 | EM+sensor |
|---|----------------------------------|--------|------|-----------|------|-----------|-----------|------------------------------|-----------------|-----------------|------------------------------|-----------|
| <b>AUR40095</b>                               | IN-32K86/082                     | E27    | 3x10 |           | IP43 |           |           | <b>AUR46105</b>              |                 |                 |                              |           |
| <b>AUR59034</b>                               | LED-1L16E500K86/082 3K           | LED    | 24   | 3000      | IP43 | 3750      | 2590      | <b>AUR59035</b>              | <b>AUR59036</b> | <b>AUR59037</b> | <b>AUR59039</b>              |           |
| <b>AUR51244</b> <sup>^</sup>                  | LED-1L16EMP700K86/082 3K         | LED    | 34   | 3000      | IP43 | 5050      | 3480      | <b>AUR51249</b> <sup>^</sup> | <b>AUR51247</b> | <b>AUR59038</b> | <b>AUR51251</b> <sup>^</sup> |           |
| <b>AUR59534</b>                               | LED-1L16E500K86/082 4K           | LED    | 24   | 4000      | IP43 | 3910      | 2700      | <b>AUR59535</b>              | <b>AUR59536</b> | <b>AUR59537</b> | <b>AUR59539</b>              |           |
| <b>AUR51744</b> <sup>^</sup>                  | LED-1L16EMP700K86/082 4K         | LED    | 34   | 4000      | IP43 | 5270      | 3640      | <b>AUR51749</b> <sup>^</sup> | <b>AUR51747</b> | <b>AUR59538</b> | <b>AUR51751</b> <sup>^</sup> |           |
| <b>PŘEPÍNA TELNÉ / SWITCHABLE 3000K/4000K</b> |                                  |        |      |           |      |           |           |                              |                 |                 |                              |           |
| <b>AUR71120</b>                               | LED-1L16E500K86/082 3/4K         | LED    | 24   | 3000/4000 | IP43 | 3750/3910 | 2590/2700 | <b>AUR71121</b>              | <b>AUR71122</b> |                 |                              |           |
| <b>AUR71123</b> <sup>^</sup>                  | LED-1L16EMP700K86/082 3/4K       | LED    | 34   | 3000/4000 | IP43 | 5050/5270 | 3480/3640 | <b>AUR71124</b> <sup>^</sup> | <b>AUR71125</b> |                 |                              |           |
| <b>TUNABLE WHITE 2700 - 6500K</b>             |                                  |        |      |           |      |           |           |                              |                 |                 |                              |           |
| <b>AUR63081</b>                               | LED-1L16ET700K86/082 DALI 27-65K | LED    | 33   | 2700-6500 | IP43 | 5090      | 3510      |                              |                 |                 |                              |           |
| <b>AUR63131</b>                               | LED-1L16ET700K86/082 BT 27-65K   | LED    | 33   | 2700-6500 | IP43 | 5090      | 3510      |                              |                 |                 |                              |           |

<sup>^</sup> MULTI POWER LED DRIVER - nastavitelný výkon svítidla / adjustable power of light - vice na / more at [www.osmont.cz](http://www.osmont.cz)

## AURA 9

Ø 590mm



| on/off                            | type                              | source | [W]  | T [K]     | IP   | BTTO[lm] | NTTO[lm] | sensor | DALI            | Corridor | EM COMB (3h)                 | EM+sensor |
|-----------------------------------|-----------------------------------|--------|------|-----------|------|----------|----------|--------|-----------------|----------|------------------------------|-----------|
| <b>AUR42400</b>                   | IN-32K98/084                      | E27    | 3x13 |           | IP43 |          |          |        |                 |          |                              |           |
| <b>AUR59243</b> <sup>^</sup>      | LED-1L23EMP700K98/084 3K          | LED    | 35   | 3000      | IP43 | 5610     | 3870     |        | <b>AUR59244</b> |          | <b>AUR59247</b> <sup>^</sup> |           |
| <b>AUR59245</b> <sup>^</sup>      | LED-1L23EMP1050K98/084 3K         | LED    | 54   | 3000      | IP43 | 8080     | 5580     |        | <b>AUR59246</b> |          | <b>AUR59248</b> <sup>^</sup> |           |
| <b>AUR59743</b> <sup>^</sup>      | LED-1L23EMP700K98/084 4K          | LED    | 35   | 4000      | IP43 | 5850     | 4040     |        | <b>AUR59744</b> |          | <b>AUR59747</b> <sup>^</sup> |           |
| <b>AUR59745</b> <sup>^</sup>      | LED-1L23EMP1050K98/084 4K         | LED    | 54   | 4000      | IP43 | 8430     | 5820     |        | <b>AUR59746</b> |          | <b>AUR59748</b> <sup>^</sup> |           |
| <b>TUNABLE WHITE 2700 - 6500K</b> |                                   |        |      |           |      |          |          |        |                 |          |                              |           |
| <b>AUR71185</b>                   | LED-1L23ET1050K98/084 DALI 27-65K | LED    | 52   | 2700-6500 | IP43 | 8140     | 5620     |        |                 |          |                              |           |
| <b>AUR71186</b>                   | LED-1L23ET1050K98/084 BT 27-65K   | LED    | 52   | 2700-6500 | IP43 | 8140     | 5620     |        |                 |          |                              |           |

<sup>^</sup> MULTI POWER LED DRIVER - nastavitelný výkon svítidla / adjustable power of light - vice na / more at [www.osmont.cz](http://www.osmont.cz)

### PROVEDENÍ NA KAZÁZKU / CUSTOM SOLUTIONS


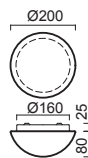
|   |   |   |  |   |  |  |
|---|---|---|--|---|--|--|
| <b>1800 K</b><br><b>6500 K</b>                                      | <b>CRI &gt;90</b><br><b>CRI &gt;95</b>                  | <b>RAL</b>  |  |   |  | <b>SELF TEST</b>                                     |
| atypická teplota chromatičnosti / atypical chromaticity temperature | vyšší index podání barev / higher color rendering index | jiná barva základny dle RAL / other base color according to RAL | modul pro ovládání pomocí bluetooth / bluetooth control module | modul pro ovládání chytrou domácností / smart home control module | možnost vybavení HF senzorem / possible with a HF sensor | SELF TEST nouzový modul / SELF TEST emergency module |

**LEGEND: Sensor** - kód svítidla s pohybovým HF senzorem / code for luminaire with HF sensor | **DALI** - kód svítidla se stmívatelným DALI předřadníkem / code for luminaire with DALI driver | **Corridor** - kód pro svítidlo s Corridor funkcí (HF + DALI) / code for luminaire with Corridor function (HF + DALI) | **EM COMB (3h)** - kód nouzového kombinovaného svítidla (3h) / code for luminaire with emergency unit combined (3h) | **EM + Sensor (3h)** - kód nouzového kombinovaného svítidla (3h) s HF senzorem / code for luminaire with emergency unit combined (3h) and HF sensor

# AURA 6

Montura bílá kovová  
Stínidlo třívrstvé opálové sklo s matovaným povrchem  
Držení stínidla bajonetové  
Umístění stropní / nástěnné

Fixture white metal  
Shade three-layer opal glass with matt surface  
Shade fixing bayonet  
Installation ceiling / wall



Náhradní stínidlo / spare shade  
**code 20006**



Dekoratívní límeček / Decorative rim - více na / more at:  
[www.osmont.cz](http://www.osmont.cz)


# AURA 6

Ø 200mm



| on/off                          | type                   | source | [W] | T [K] | IP   | BTTO[lm] | NTTO[lm] | sensor | DALI | Corridor | EM COMB (3h) | EM+sensor |
|---------------------------------|------------------------|--------|-----|-------|------|----------|----------|--------|------|----------|--------------|-----------|
| <b>AUR42702</b>                 | IN-12BT11/011          | E27    | 7   |       | IP44 |          |          |        |      |          |              |           |
| <b>AUR51262</b>                 | LED-1L1E700BT11/011 3K | LED    | 7   | 3000  | IP44 | 1010     | 660      |        |      |          |              |           |
| <b>AUR51762</b>                 | LED-1L1E700BT11/011 4K | LED    | 7   | 4000  | IP44 | 1050     | 680      |        |      |          |              |           |
| <b>NOUZOVÉ / EMERGENCY - 1H</b> |                        |        |     |       |      |          |          |        |      |          |              |           |
| <b>AUR47095</b>                 | LED-NZ1WB11/011 4K     | LED    | 1   | 4000  | IP44 | 170      | 110      |        |      |          |              |           |

## PROVEDENÍ NA ZAKÁZKU / CUSTOM SOLUTIONS

|   |   |   |  |
|---|---|---|--|
| <b>1800 K</b><br><b>6500 K</b>                                      | <b>CRI &gt;90</b><br><b>CRI &gt;95</b>                  |  | <b>SELF TEST</b>                                     |
| atypická teplota chromatičnosti / atypical chromaticity temperature | vyšší index podání barev / higher color rendering index | jiná barva základny dle RAL / other base color according to RAL                     | SELF TEST nouzový modul / SELF TEST emergency module |

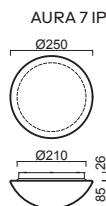
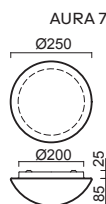
**LEGEND: Sensor** - kód svítidla s pohybovým HF senzorem / code for luminaire with HF sensor | **DALI** - kód svítidla se stravitelným DALI předřadníkem / code for luminaire with DALI driver | **Corridor** - kód pro svítidlo s Corridor funkcí (HF + DALI) / code for luminaire with Corridor function (HF + DALI) | **EM COMB (3h)** - kód nouzového kombinovaného svítidla (3h) / code for luminaire with emergency unit combined (3h) | **EM + Sensor (3h)** - kód nouzového kombinovaného svítidla (3h) s HF senzorem / code for luminaire with emergency unit combined (3h) and HF sensor



# AURA 7, 7 IP

Montura bílá kovová (IP44) nebo plastová (IP65)  
 Stínidlo třívrstvé opalové sklo s matovaným povrchem  
 Držení bajonetové  
 Umístění stropní / nástěnné

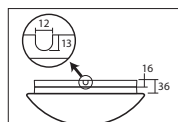
Fixture white metal (IP44) or plastic (IP65)  
 Shade three-layer opal glass with matt surface  
 Shade fixing bayonet  
 Installation ceiling / wall



Náhradní stínidlo / spare shade  
**code 20007**



Dekoratívní límeček / Decorative rim - více na / more at:  
**www.osmont.cz**  
 Neplatí pro IP65 / not for IP65



Podstavec pro boční přívod / base for side supply  
**code 33500**  
 Neplatí pro IP65 / not for IP65

## AURA 7

Ø 250mm



| on/off  | type                      | source | [W] | T [K]     | IP   | BTTO[lm]  | NTTO[lm] | sensor   | DALI     | Corridor | EM COMB (3h) | EM+sensor |
|---|---------------------------|--------|-----|-----------|------|-----------|----------|----------|----------|----------|--------------|-----------|
| AUR42703                                      | IN-12BT12/O12             | E27    | 10  |           | IP44 |           |          | AUR58413 |          |          |              |           |
| AUR59040                                      | LED-1L12E500BT12/O12 3K   | LED    | 7   | 3000      | IP44 | 1000      | 650      | AUR59041 | AUR59042 |          |              |           |
| AUR51264                                      | LED-1L12E700BT12/O12 3K   | LED    | 10  | 3000      | IP44 | 1350      | 880      | AUR51273 | AUR59043 |          |              |           |
| AUR59540                                      | LED-1L12E500BT12/O12 4K   | LED    | 7   | 4000      | IP44 | 1040      | 680      | AUR59541 | AUR59542 |          |              |           |
| AUR51764                                      | LED-1L12E700BT12/O12 4K   | LED    | 10  | 4000      | IP44 | 1410      | 920      | AUR51773 | AUR59543 |          |              |           |
| <b>PŘEPÍNA TELNÉ / SWITCHABLE 3000K/4000K</b> |                           |        |     |           |      |           |          |          |          |          |              |           |
| AUR71126                                      | LED-1L12E500BT12/O12 3/4K | LED    | 7   | 3000/4000 | IP44 | 1000/1040 | 650/680  | AUR71127 | AUR71128 |          |              |           |
| AUR71129                                      | LED-1L12E700BT12/O12 3/4K | LED    | 10  | 3000/4000 | IP44 | 1350/1410 | 880/920  | AUR71130 | AUR71131 |          |              |           |
| <b>NOUZOVÉ / EMERGENCY - 3H</b>               |                           |        |     |           |      |           |          |          |          |          |              |           |
| AUR47967                                      | LED-NZ1WB12/O12 4K        | LED    | 1   | 4000      | IP44 | 150       | 100      |          |          |          |              |           |

## AURA 7 IP65

Ø 250mm



| on/off  | type                      | source | [W] | T [K]     | IP   | BTTO[lm]  | NTTO[lm] | sensor   | DALI     | Corridor | EM COMB (3h) | EM+sensor |
|---|---------------------------|--------|-----|-----------|------|-----------|----------|----------|----------|----------|--------------|-----------|
| AUR71135                                      | IN-12BD12/O12             | E27    | 7   |           | IP65 |           |          | AUR71136 |          |          |              |           |
| AUR70355                                      | LED-1L12E500BD12/O12 3K   | LED    | 7   | 3000      | IP65 | 1000      | 650      | AUR70356 | AUR70357 |          |              |           |
| AUR70358                                      | LED-1L12E700BD12/O12 3K   | LED    | 10  | 3000      | IP65 | 1350      | 880      | AUR70359 | AUR70360 |          |              |           |
| AUR70855                                      | LED-1L12E500BD12/O12 4K   | LED    | 7   | 4000      | IP65 | 1040      | 680      | AUR70856 | AUR70857 |          |              |           |
| AUR70858                                      | LED-1L12E700BD12/O12 4K   | LED    | 10  | 4000      | IP65 | 1410      | 920      | AUR70859 | AUR70860 |          |              |           |
| <b>PŘEPÍNA TELNÉ / SWITCHABLE 3000K/4000K</b> |                           |        |     |           |      |           |          |          |          |          |              |           |
| AUR71137                                      | LED-1L12E500BD12/O12 3/4K | LED    | 7   | 3000/4000 | IP65 | 1000/1040 | 650/680  | AUR71138 | AUR71139 |          |              |           |
| AUR71140                                      | LED-1L12E700BD12/O12 3/4K | LED    | 10  | 3000/4000 | IP65 | 1350/1410 | 880/920  | AUR71141 | AUR71142 |          |              |           |
| <b>NOUZOVÉ / EMERGENCY - 3H</b>               |                           |        |     |           |      |           |          |          |          |          |              |           |
| AUR70861                                      | LED-NZ1WBD12/O12 4K       | LED    | 1   | 4000      | IP65 | 150       | 100      |          |          |          |              |           |

### PROVEDENÍ NA ZAKÁZKU / CUSTOM SOLUTIONS


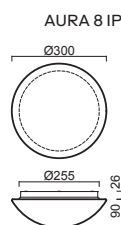
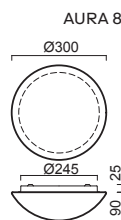
|   |   |   |  |
|---|---|---|--|
| 1800 K<br>6500 K  | CRI >90<br>CRI >95                                      | RAL   | SELF TEST  |
| atypická teplota chromatičnosti / atypical chromaticity temperature | vyšší index podání barev / higher color rendering index | jiná barva základny dle RAL / other base color according to RAL | SELF TEST nouzový modul / SELF TEST emergency module |

**LEGEND: Sensor** - kód svítidla s pohybovým HF senzorem / code for luminaire with HF sensor | **DALI** - kód svítidla se strímatelným DALI předřadníkem / code for luminaire with DALI driver | **Corridor** - kód pro svítidlo s Corridor funkcí (HF + DALI) / code for luminaire with Corridor function (HF + DALI) | **EM COMB (3h)** - kód nouzového kombinovaného svítidla (3h) / code for luminaire with emergency unit combined (3h) | **EM + Sensor (3h)** - kód nouzového kombinovaného svítidla (3h) s HF senzorem / code for luminaire with emergency unit combined (3h) and HF sensor

# AURA 8, 8 IP

Montura bílá kovová (IP44) nebo plastová (IP65)  
Stínidlo třívrstvé opalové sklo s matovaným povrchem  
Držení stínidla bajonetové  
Umístění stropní / nástěnné

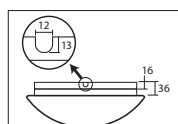
Fixture white metal (IP44) or plastic (IP65)  
Shade three-layer opal glass with matt surface  
Shade fixing bayonet  
Installation ceiling / wall



Náhradní stínidlo / spare shade  
**code 20008**



Dekoratívní límeček / Decorative rim - více na / more at:  
**www.osmont.cz**  
Neplatí pro IP65 / not for IP65



Podstavec pro boční přívod / base for side supply  
**code 33504**  
Neplatí pro IP65 / not for IP65

## AURA 8

Ø 300mm



| on/off                                       | type                              | source | [W] | T [K]     | IP   | BTTO[lm]  | NTTO[lm]  | sensor          | DALI            | Corridor        | EM COMB (3h)    | EM+sensor |
|--|-----------------------------------|--------|-----|-----------|------|-----------|-----------|-----------------|-----------------|-----------------|-----------------|-----------|
| <b>AUR42708</b>                              | IN-12BT13/013                     | E27    | 10  |           | IP44 |           |           | <b>AUR42720</b> |                 |                 |                 |           |
| <b>AUR42709</b>                              | IN-22BT13/013                     | E27    | 2x7 |           | IP44 |           |           |                 |                 |                 |                 |           |
| <b>AUR59044</b>                              | LED-1L14E350BT13/013 3K           | LED    | 9   | 3000      | IP44 | 1420      | 920       | <b>AUR59045</b> | <b>AUR59046</b> | <b>AUR59047</b> | <b>AUR59049</b> |           |
| <b>AUR59440</b>                              | LED-1L14E500BT13/013 3K           | LED    | 13  | 3000      | IP44 | 2000      | 1300      | <b>AUR59441</b> | <b>AUR59442</b> | <b>AUR59443</b> | <b>AUR59444</b> |           |
| <b>AUR59544</b>                              | LED-1L14E350BT13/013 4K           | LED    | 9   | 4000      | IP44 | 1480      | 960       | <b>AUR59545</b> | <b>AUR59546</b> | <b>AUR59547</b> | <b>AUR59549</b> |           |
| <b>AUR59940</b>                              | LED-1L14E500BT13/013 4K           | LED    | 13  | 4000      | IP44 | 2080      | 1350      | <b>AUR59941</b> | <b>AUR59942</b> | <b>AUR59943</b> | <b>AUR59944</b> |           |
| <b>PŘEPÍNATELNÉ / SWITCHABLE 3000K/4000K</b> |                                   |        |     |           |      |           |           |                 |                 |                 |                 |           |
| <b>AUR71143</b>                              | LED-1L14E350BT13/013 3/4K         | LED    | 9   | 3000/4000 | IP44 | 1420/1480 | 920/960   | <b>AUR71144</b> | <b>AUR71145</b> |                 |                 |           |
| <b>AUR71146</b>                              | LED-1L14E500BT13/013 3/4K         | LED    | 13  | 3000/4000 | IP44 | 2000/2080 | 1300/1350 | <b>AUR71147</b> | <b>AUR71148</b> |                 |                 |           |
| <b>TUNABLE WHITE 2700 - 6500K</b>            |                                   |        |     |           |      |           |           |                 |                 |                 |                 |           |
| <b>AUR71149</b>                              | LED-1L14ET500BT13/013 DALI 27-65K | LED    | 12  | 2700-6500 | IP44 | 1980      | 1290      |                 |                 |                 |                 |           |
| <b>AUR71187</b>                              | LED-1L14ET500BT13/013 BT 27-65K   | LED    | 12  | 2700-6500 | IP44 | 1980      | 1290      |                 |                 |                 |                 |           |

## AURA 8 IP65

Ø 300mm



| on/off                                       | type                              | source | [W] | T [K]     | IP   | BTTO[lm]  | NTTO[lm]  | sensor          | DALI            | Corridor        | EM COMB (3h)    | EM+sensor |
|--|-----------------------------------|--------|-----|-----------|------|-----------|-----------|-----------------|-----------------|-----------------|-----------------|-----------|
| <b>AUR71150</b>                              | IN-12BD13/013                     | E27    | 10  |           | IP65 |           |           | <b>AUR71151</b> |                 |                 |                 |           |
| <b>AUR71152</b>                              | IN-22BD13/013                     | E27    | 2x7 |           | IP65 |           |           |                 |                 |                 |                 |           |
| <b>AUR70362</b>                              | LED-1L14E350BD13/013 3K           | LED    | 9   | 3000      | IP65 | 1420      | 920       | <b>AUR70363</b> | <b>AUR70364</b> | <b>AUR70365</b> | <b>AUR70366</b> |           |
| <b>AUR70367</b>                              | LED-1L14E500BD13/013 3K           | LED    | 13  | 3000      | IP65 | 2000      | 1300      | <b>AUR70368</b> | <b>AUR70369</b> | <b>AUR70370</b> | <b>AUR70371</b> |           |
| <b>AUR70862</b>                              | LED-1L14E350BD13/013 4K           | LED    | 9   | 4000      | IP65 | 1480      | 960       | <b>AUR70863</b> | <b>AUR70864</b> | <b>AUR70865</b> | <b>AUR70866</b> |           |
| <b>AUR70867</b>                              | LED-1L14E500BD13/013 4K           | LED    | 13  | 4000      | IP65 | 2080      | 1350      | <b>AUR70868</b> | <b>AUR70869</b> | <b>AUR70870</b> | <b>AUR70871</b> |           |
| <b>PŘEPÍNATELNÉ / SWITCHABLE 3000K/4000K</b> |                                   |        |     |           |      |           |           |                 |                 |                 |                 |           |
| <b>AUR71153</b>                              | LED-1L14E350BD13/013 3/4K         | LED    | 9   | 3000/4000 | IP65 | 1420/1480 | 920/960   | <b>AUR71154</b> | <b>AUR71155</b> |                 |                 |           |
| <b>AUR71156</b>                              | LED-1L14E500BD13/013 3/4K         | LED    | 13  | 3000/4000 | IP65 | 2000/2080 | 1300/1350 | <b>AUR71157</b> | <b>AUR71158</b> |                 |                 |           |
| <b>TUNABLE WHITE 2700 - 6500K</b>            |                                   |        |     |           |      |           |           |                 |                 |                 |                 |           |
| <b>AUR71159</b>                              | LED-1L14ET500BD13/013 DALI 27-65K | LED    | 12  | 2700-6500 | IP65 | 1980      | 1290      |                 |                 |                 |                 |           |
| <b>AUR71188</b>                              | LED-1L14ET500BD13/013 BT 27-65K   | LED    | 12  | 2700-6500 | IP65 | 1980      | 1290      |                 |                 |                 |                 |           |

### PROVEDENÍ NA KAZÁZKU / CUSTOM SOLUTIONS

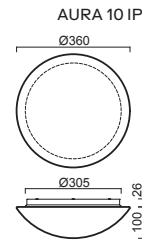
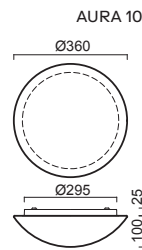
|   |   |   |  |   |  |
|---|---|---|--|---|--|
| <b>1800 K<br/>6500 K</b>  | <b>CRI &gt;90<br/>CRI &gt;95</b>                        | <b>RAL</b>  |  |   | <b>SELF TEST</b>                                       |
| atypická teplota chromatičnosti / atypical chromaticity temperature | vyšší index podání barev / higher color rendering index | jiná barva základny dle RAL / other base color according to RAL | modul pro ovládání pomocí bluetooth / bluetooth control module | modul pro ovládání chytrou domácností / smart home control module | SELF TEST novouzový modul / SELF TEST emergency module |

**LEGEND: Sensor** - kód svítidla s pohybovým HF senzorem / code for luminaire with HF sensor | **DALI** - kód svítidla se stmívatelným DALI předřadníkem / code for luminaire with DALI driver | **Corridor** - kód pro svítidlo s Corridor funkcí (HF + DALI) / code for luminaire with Corridor function (HF + DALI) | **EM COMB (3h)** - kód nouzového kombinovaného svítidla (3h) / code for luminaire with emergency unit combined (3h) | **EM + Sensor (3h)** - kód nouzového kombinovaného svítidla (3h) s HF senzorem / code for luminaire with emergency unit combined (3h) and HF sensor

# AURA 10, 10 IP

Montura bílá kovová (IP44) nebo plastová (IP65)  
Stínidlo třívrstvé opálové sklo s matovaným povrchem  
Držení stínidla bajonetové  
Umístění stropní / nástěnné

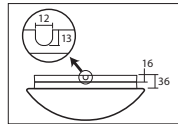
Fixture white metal (IP44) or plastic (IP65)  
Shade three-layer opal glass with matt surface  
Shade fixing bayonet  
Installation ceiling / wall



Náhradní stínidlo / spare shade  
**code 20055**



Dekoratívní límeček / Decorative rim - více na / more at:  
**www.osmont.cz**  
Neplatí pro IP65 / not for IP65



Podstavec pro boční přívod / base for side supply  
**code 33505**  
Neplatí pro IP65 / not for IP65

## AURA 10

Ø 360mm



| on/off                                       | type                              | source | [W]  | T [K]     | IP   | BTTO[lm]  | NTTO[lm]  | sensor   | DALI     | Corridor | EM COMB (3h) | EM+sensor |
|--|-----------------------------------|--------|------|-----------|------|-----------|-----------|----------|----------|----------|--------------|-----------|
| AUR42741                                     | IN-12BT14/O14                     | E27    | 13   |           | IP44 |           |           | AUR42751 |          |          |              |           |
| AUR42742                                     | IN-22BT14/O14                     | E27    | 2x10 |           | IP44 |           |           |          |          |          |              |           |
| AUR68035                                     | LED-1L15E350BT14/O14 3K           | LED    | 13   | 3000      | IP44 | 2130      | 1380      | AUR68036 | AUR68037 | AUR68038 | AUR68039     | AUR68040  |
| AUR68041                                     | LED-1L15E500BT14/O14 3K           | LED    | 19   | 3000      | IP44 | 3000      | 1950      | AUR68042 | AUR68043 | AUR68044 | AUR68045     | AUR68046  |
| AUR68535                                     | LED-1L15E350BT14/O14 4K           | LED    | 13   | 4000      | IP44 | 2220      | 1440      | AUR68536 | AUR68537 | AUR68538 | AUR68539     | AUR68540  |
| AUR68541                                     | LED-1L15E500BT14/O14 4K           | LED    | 19   | 4000      | IP44 | 3130      | 2030      | AUR68542 | AUR68543 | AUR68544 | AUR68545     | AUR68546  |
| <b>PŘEPÍNATELNÉ / SWITCHABLE 3000K/4000K</b> |                                   |        |      |           |      |           |           |          |          |          |              |           |
| AUR71160                                     | LED-1L15E350BT14/O14 3/4K         | LED    | 13   | 3000/4000 | IP44 | 2130/2220 | 1380/1440 | AUR71161 | AUR71162 |          |              |           |
| AUR71163                                     | LED-1L15E500BT14/O14 3/4K         | LED    | 19   | 3000/4000 | IP44 | 3000/3130 | 1950/2030 | AUR71164 | AUR71165 |          |              |           |
| <b>TUNABLE WHITE 2700 - 6500K</b>            |                                   |        |      |           |      |           |           |          |          |          |              |           |
| AUR71166                                     | LED-1L15ET500BT14/O14 DALI 27-65K | LED    | 18   | 2700-6500 | IP44 | 2970      | 1930      |          |          |          |              |           |
| AUR71189                                     | LED-1L15ET500BT14/O14 BT 27-65K   | LED    | 18   | 2700-6500 | IP44 | 2970      | 1930      |          |          |          |              |           |

## AURA 10 IP65

Ø 360mm



| on/off                                       | type                              | source | [W] | T [K]     | IP   | BTTO[lm]  | NTTO[lm]  | sensor   | DALI     | Corridor | EM COMB (3h) | EM+sensor |
|--|-----------------------------------|--------|-----|-----------|------|-----------|-----------|----------|----------|----------|--------------|-----------|
| AUR71167                                     | IN-12BD14/O14                     | E27    | 10  |           | IP65 |           |           | AUR71168 |          |          |              |           |
| AUR71169                                     | IN-22BD14/O14                     | E27    | 2x7 |           | IP65 |           |           |          |          |          |              |           |
| AUR70372                                     | LED-1L15E350BD14/O14 3K           | LED    | 13  | 3000      | IP65 | 2130      | 1380      | AUR70373 | AUR70374 | AUR70375 | AUR70376     | AUR70377  |
| AUR70378                                     | LED-1L15E500BD14/O14 3K           | LED    | 19  | 3000      | IP65 | 3000      | 1950      | AUR70379 | AUR70380 | AUR70381 | AUR70382     | AUR70383  |
| AUR70872                                     | LED-1L15E350BD14/O14 4K           | LED    | 13  | 4000      | IP65 | 2220      | 1440      | AUR70873 | AUR70874 | AUR70875 | AUR70876     | AUR70877  |
| AUR70878                                     | LED-1L15E500BD14/O14 4K           | LED    | 19  | 4000      | IP65 | 3130      | 2030      | AUR70879 | AUR70880 | AUR70881 | AUR70882     | AUR70883  |
| <b>PŘEPÍNATELNÉ / SWITCHABLE 3000K/4000K</b> |                                   |        |     |           |      |           |           |          |          |          |              |           |
| AUR71170                                     | LED-1L15E350BD14/O14 3/4K         | LED    | 13  | 3000/4000 | IP65 | 2130/2220 | 1380/1440 | AUR71171 | AUR71172 |          |              |           |
| AUR71173                                     | LED-1L15E500BD14/O14 3/4K         | LED    | 19  | 3000/4000 | IP65 | 3000/3130 | 1950/2030 | AUR71174 | AUR71175 |          |              |           |
| <b>TUNABLE WHITE 2700 - 6500K</b>            |                                   |        |     |           |      |           |           |          |          |          |              |           |
| AUR71176                                     | LED-1L15ET500BD14/O14 DALI 27-65K | LED    | 18  | 2700-6500 | IP65 | 2970      | 1930      |          |          |          |              |           |
| AUR71190                                     | LED-1L15ET500BD14/O14 BT 27-65K   | LED    | 18  | 2700-6500 | IP65 | 2970      | 1930      |          |          |          |              |           |

### PROVEDENÍ NA ZAKÁZKU / CUSTOM SOLUTIONS




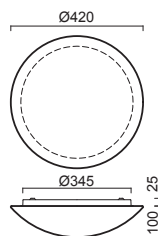
atypická teplota chromatičnosti / atypical chromaticity temperature  
vyšší index podání barev / higher color rendering index  
jiná barva základny dle RAL / other base color according to RAL  
modul pro ovládání pomocí bluetooth / bluetooth control module  
modul pro ovládání chytrou domácností / smart home control module  
SELF TEST nouzový modul / SELF TEST emergency module

**LEGEND: Sensor** - kód svítidla s pohybovým HF senzorem / code for luminaire with HF sensor | **DALI** - kód svítidla se strímatelným DALI předřadníkem / code for luminaire with DALI driver | **Corridor** - kód pro svítidlo s Corridor funkcí (HF + DALI) / code for luminaire with Corridor function (HF + DALI) | **EM COMB (3h)** - kód nouzového kombinovaného svítidla (3h) / code for luminaire with emergency unit combined (3h) | **EM + Sensor (3h)** - kód nouzového kombinovaného svítidla (3h) s HF senzorem / code for luminaire with emergency unit combined (3h) and HF sensor

# AURA 11

Montura bílá kovová  
Stínidlo třívrstvé opálové sklo s matovaným povrchem  
Držení stínidla bajonetové  
Umístění stropní / nástěnné

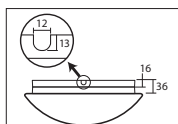
Fixture white metal  
Shade three-layer opal glass with matt surface  
Shade fixing bayonet  
Installation ceiling / wall



Náhradní stínidlo / spare shade  
code 20056



Dekoratívní límeček / Decorative rim - více na / more at:  
[www.osmont.cz](http://www.osmont.cz)



Podstavec pro boční přívod / base for side supply  
code 33506

# AURA 11

Ø 420 mm



| on/off                                       | type                              | source | [W]  | T [K]     | IP   | BTTO[lm]  | NTTO[lm]  | sensor   | DALI     | Corridor | EM COMB (3h) | EM+sensor |
|--|-----------------------------------|--------|------|-----------|------|-----------|-----------|----------|----------|----------|--------------|-----------|
| AUR42775                                     | IN-22BT15/015                     | E27    | 2x13 |           | IP44 |           |           | AUR42785 |          |          |              |           |
| AUR68047                                     | LED-1L16E350BT15/015 3K           | LED    | 17   | 3000      | IP44 | 2660      | 1730      | AUR68048 | AUR68049 | AUR68050 | AUR68051     | AUR68052  |
| AUR68053                                     | LED-1L16E500BT15/015 3K           | LED    | 24   | 3000      | IP44 | 3750      | 2440      | AUR68054 | AUR68055 | AUR68056 | AUR68057     | AUR68058  |
| AUR68547                                     | LED-1L16E350BT15/015 4K           | LED    | 17   | 4000      | IP44 | 2770      | 1800      | AUR68548 | AUR68549 | AUR68550 | AUR68551     | AUR68552  |
| AUR68553                                     | LED-1L16E500BT15/015 4K           | LED    | 24   | 4000      | IP44 | 3910      | 2540      | AUR68554 | AUR68555 | AUR68556 | AUR68557     | AUR68558  |
| <b>PŘEPÍNATELNÉ / SWITCHABLE 3000K/4000K</b> |                                   |        |      |           |      |           |           |          |          |          |              |           |
| AUR71177                                     | LED-1L16E350BT15/015 3/4K         | LED    | 17   | 3000/4000 | IP44 | 2660/2770 | 1730/1800 | AUR71178 | AUR71179 |          |              |           |
| AUR71180                                     | LED-1L16E500BT15/015 3/4K         | LED    | 24   | 3000/4000 | IP44 | 3750/3910 | 2440/2540 | AUR71181 | AUR71182 |          |              |           |
| <b>TUNABLE WHITE 2700 - 6500K</b>            |                                   |        |      |           |      |           |           |          |          |          |              |           |
| AUR63082                                     | LED-1L16ET500BT15/015 DALI 27-65K | LED    | 23   | 2700-6500 | IP44 | 3700      | 2410      |          |          |          |              |           |
| AUR63132                                     | LED-1L16ET500BT15/015 BT 27-65K   | LED    | 23   | 2700-6500 | IP44 | 3700      | 2410      |          |          |          |              |           |

## PROVEDENÍ NA ZAKÁZKU / CUSTOM SOLUTIONS

|   |   |   |  |   |  |
|---|---|---|--|---|--|
| 1800 K<br>6500 K  | CRI >90<br>CRI >95                                      | RAL   | Bluetooth  | Smart Home  | SELF TEST  |
| atypická teplota chromatičnosti / atypical chromaticity temperature | vyšší index podání barev / higher color rendering index | jiná barva základny dle RAL / other base color according to RAL | modul pro ovládání pomocí bluetooth / bluetooth control module | modul pro ovládání chytrou domácností / smart home control module | SELF TEST nouzový modul / SELF TEST emergency module |

**LEGEND: Sensor** - kód svítidla s pohybovým HF senzorem / code for luminaire with HF sensor | **DALI** - kód svítidla se strímatelným DALI předřadníkem / code for luminaire with DALI driver | **Corridor** - kód pro svítidlo s Corridor funkcí (HF + DALI) / code for luminaire with Corridor function (HF + DALI) | **EM COMB (3h)** - kód nouzového kombinovaného svítidla (3h) / code for luminaire with emergency unit combined (3h) | **EM + Sensor (3h)** - kód nouzového kombinovaného svítidla (3h) s HF senzorem / code for luminaire with emergency unit combined (3h) and HF sensor

# LUKIDA 2, 3

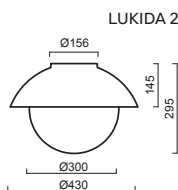
|                              |  |
|------------------------------|--|
| Montura<br>Stínidlo          | plastová<br>třívrstvé opálové sklo s matovaným povrchem<br>s kovovým dekorativním límcem |
| Držení stínidla<br>Umístění  | bajonetové<br>stropní  |
| Fixture<br>Shade             | plastic<br>three-layer opal glass with matt surface with<br>metal decorative collar      |
| Shade fixing<br>Installation | bayonet<br>ceiling   |



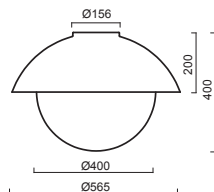
**B** - bílá / white, **C** - černá / black, **SD** - šedá / grey, **GB** - písková / gold beach, **O** - olivová / oliva, **T** - terakota / terracotta



Náhradní stínidlo / spare shade  
**LUKIDA 2 - code 20094**  
**LUKIDA 3 - code 20095**



LUKIDA 2



LUKIDA 3



## LUKIDA 2

Ø 300 mm



| on/off   | type                         | colour | source | [W] | T [K] | IP   | BTTO[lm] | NTTO[lm] | sensor | DALI     | Corridor | EM COMB (3h) | EM+sensor |
|----------|------------------------------|--------|--------|-----|-------|------|----------|----------|--------|----------|----------|--------------|-----------|
| LUK40000 | IN-12BD1/194 KP B            | ○      | E27    | 10  |       | IP65 |          |          |        |          |          |              |           |
| LUK40001 | IN-12BD1/194 KP C            | ●      | E27    | 10  |       | IP65 |          |          |        |          |          |              |           |
| LUK40002 | IN-12BD1/194 KP SD           | ●      | E27    | 10  |       | IP65 |          |          |        |          |          |              |           |
| LUK40003 | IN-12BD1/194 KP GB           | ●      | E27    | 10  |       | IP65 |          |          |        |          |          |              |           |
| LUK40004 | IN-12BD1/194 KP O            | ●      | E27    | 10  |       | IP65 |          |          |        |          |          |              |           |
| LUK40005 | IN-12BD1/194 KP T            | ●      | E27    | 10  |       | IP65 |          |          |        |          |          |              |           |
| LUK60000 | LED-5L06E450BD1/194 KP B 3K  | ○      | LED    | 20  | 3000  | IP65 | 3360     | 2180     |        | LUK60001 |          |              |           |
| LUK60002 | LED-5L06E450BD1/194 KP C 3K  | ●      | LED    | 20  | 3000  | IP65 | 3360     | 2180     |        | LUK60003 |          |              |           |
| LUK60004 | LED-5L06E450BD1/194 KP SD 3K | ●      | LED    | 20  | 3000  | IP65 | 3360     | 2180     |        | LUK60005 |          |              |           |
| LUK60006 | LED-5L06E450BD1/194 KP GB 3K | ●      | LED    | 20  | 3000  | IP65 | 3360     | 2180     |        | LUK60007 |          |              |           |
| LUK60008 | LED-5L06E450BD1/194 KP O 3K  | ●      | LED    | 20  | 3000  | IP65 | 3360     | 2180     |        | LUK60009 |          |              |           |
| LUK60010 | LED-5L06E450BD1/194 KP T 3K  | ●      | LED    | 20  | 3000  | IP65 | 3360     | 2180     |        | LUK60011 |          |              |           |
| LUK60500 | LED-5L06E450BD1/194 KP B 4K  | ○      | LED    | 20  | 4000  | IP65 | 3510     | 2280     |        | LUK60501 |          |              |           |
| LUK60502 | LED-5L06E450BD1/194 KP C 4K  | ●      | LED    | 20  | 4000  | IP65 | 3510     | 2280     |        | LUK60503 |          |              |           |
| LUK60504 | LED-5L06E450BD1/194 KP SD 4K | ●      | LED    | 20  | 4000  | IP65 | 3510     | 2280     |        | LUK60505 |          |              |           |
| LUK60506 | LED-5L06E450BD1/194 KP GB 4K | ●      | LED    | 20  | 4000  | IP65 | 3510     | 2280     |        | LUK60507 |          |              |           |
| LUK60508 | LED-5L06E450BD1/194 KP O 4K  | ●      | LED    | 20  | 4000  | IP65 | 3510     | 2280     |        | LUK60509 |          |              |           |
| LUK60510 | LED-5L06E450BD1/194 KP T 4K  | ●      | LED    | 20  | 4000  | IP65 | 3510     | 2280     |        | LUK60511 |          |              |           |

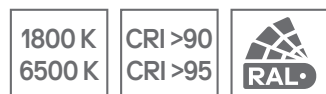
## LUKIDA 3

Ø 400 mm



| on/off   | type                         | colour | source | [W] | T [K] | IP   | BTTO[lm] | NTTO[lm] | sensor | DALI     | Corridor | EM COMB (3h) | EM+sensor |
|----------|------------------------------|--------|--------|-----|-------|------|----------|----------|--------|----------|----------|--------------|-----------|
| LUK40006 | IN-12BD1/196 KP B            | ○      | E27    | 13  |       | IP65 |          |          |        |          |          |              |           |
| LUK40007 | IN-12BD1/196 KP C            | ●      | E27    | 13  |       | IP65 |          |          |        |          |          |              |           |
| LUK40008 | IN-12BD1/196 KP SD           | ●      | E27    | 13  |       | IP65 |          |          |        |          |          |              |           |
| LUK40009 | IN-12BD1/196 KP GB           | ●      | E27    | 13  |       | IP65 |          |          |        |          |          |              |           |
| LUK40010 | IN-12BD1/196 KP O            | ●      | E27    | 13  |       | IP65 |          |          |        |          |          |              |           |
| LUK40011 | IN-12BD1/196 KP T            | ●      | E27    | 13  |       | IP65 |          |          |        |          |          |              |           |
| LUK60012 | LED-5L06E600BD1/196 KP B 3K  | ○      | LED    | 27  | 3000  | IP65 | 4440     | 2890     |        | LUK60013 |          |              |           |
| LUK60014 | LED-5L06E600BD1/196 KP C 3K  | ●      | LED    | 27  | 3000  | IP65 | 4440     | 2890     |        | LUK60015 |          |              |           |
| LUK60016 | LED-5L06E600BD1/196 KP SD 3K | ●      | LED    | 27  | 3000  | IP65 | 4440     | 2890     |        | LUK60017 |          |              |           |
| LUK60018 | LED-5L06E600BD1/196 KP GB 3K | ●      | LED    | 27  | 3000  | IP65 | 4440     | 2890     |        | LUK60019 |          |              |           |
| LUK60020 | LED-5L06E600BD1/196 KP O 3K  | ●      | LED    | 27  | 3000  | IP65 | 4440     | 2890     |        | LUK60021 |          |              |           |
| LUK60022 | LED-5L06E600BD1/196 KP T 3K  | ●      | LED    | 27  | 3000  | IP65 | 4440     | 2890     |        | LUK60023 |          |              |           |
| LUK60512 | LED-5L06E600BD1/196 KP B 4K  | ○      | LED    | 27  | 4000  | IP65 | 4630     | 3010     |        | LUK60513 |          |              |           |
| LUK60514 | LED-5L06E600BD1/196 KP C 4K  | ●      | LED    | 27  | 4000  | IP65 | 4630     | 3010     |        | LUK60515 |          |              |           |
| LUK60516 | LED-5L06E600BD1/196 KP SD 4K | ●      | LED    | 27  | 4000  | IP65 | 4630     | 3010     |        | LUK60517 |          |              |           |
| LUK60518 | LED-5L06E600BD1/196 KP GB 4K | ●      | LED    | 27  | 4000  | IP65 | 4630     | 3010     |        | LUK60519 |          |              |           |
| LUK60520 | LED-5L06E600BD1/196 KP O 4K  | ●      | LED    | 27  | 4000  | IP65 | 4630     | 3010     |        | LUK60521 |          |              |           |
| LUK60522 | LED-5L06E600BD1/196 KP T 4K  | ●      | LED    | 27  | 4000  | IP65 | 4630     | 3010     |        | LUK60523 |          |              |           |

### PROVEDENÍ NA ZAKÁZKU / CUSTOM SOLUTIONS



atypická teplota  
chromatičnosti /  
atypical chromaticity  
temperature

vyšší index podání  
barev / higher color  
rendering index

jiná barva základny  
dle RAL / other  
base color  
according to RAL

**LEGEND: Sensor** - kód svítidla s pohybovým HF senzorem / code for luminaire with HF sensor | **DALI** - kód svítidla se strímatelným DALI předřadníkem / code for luminaire with DALI driver | **Corridor** - kód pro svítidlo s Corridor funkcí (HF + DALI) / code for luminaire with Corridor function (HF + DALI) | **EM COMB (3h)** - kód nouzového kombinovaného svítidla (3h) / code for luminaire with emergency unit combined (3h) | **EM + Sensor (3h)** - kód nouzového kombinovaného svítidla (3h) s HF senzorem / code for luminaire with emergency unit combined (3h) and HF sensor


# STYX 1, 2

Montura plastová  
Stínidlo třívrstvé opalové sklo s matovaným povrchem  
Držení stínidla bajonetové  
Umístění stropní / nástěnné

Fixture plastic  
Shade three-layer opal glass with matt surface  
Shade fixing bayonet  
Installation ceiling / wall

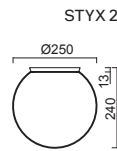
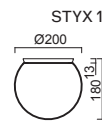


**B** - bílá / white, **C** - černá / black, **S** - stříbrná / silver, **CR** - chrom / chrome  
**MS** - mosaz / brass



Náhradní stínidlo / spare shade  
**STYX 1 - code 20092**  
**STYX 2 - code 20093**

Alternativa- stolní lampa /  
table lamp BIANCA - více na / more  
at: [www.osmont.cz](http://www.osmont.cz)



## STYX 1

Ø 200 mm



| on/off | type                      | colour | source | [W] | T [K] | IP   | BTTO[lm] | NTTO[lm] | sensor | DALI | Corridor | EM COMB (3h) | EM+sensor |
|--------|---------------------------|--------|--------|-----|-------|------|----------|----------|--------|------|----------|--------------|-----------|
|        | IN-12BD1/192 B            | ○      | E27    | 7   |       | IP65 |          |          |        |      |          |              |           |
|        | IN-12BD1/192 C            | ●      | E27    | 7   |       | IP65 |          |          |        |      |          |              |           |
|        | IN-12BD1/192 S            | ◐      | E27    | 7   |       | IP65 |          |          |        |      |          |              |           |
|        | IN-12BD1/192 CR           | ◑      | E27    | 7   |       | IP65 |          |          |        |      |          |              |           |
|        | IN-12BD1/192 MS           | ◒      | E27    | 7   |       | IP65 |          |          |        |      |          |              |           |
|        | LED-5L05E500BD1/192 B 3K  | ○      | LED    | 8   | 3000  | IP65 | 1230     | 1080     |        |      |          |              | STY71015  |
|        | LED-5L05E500BD1/192 C 3K  | ●      | LED    | 8   | 3000  | IP65 | 1230     | 1080     |        |      |          |              | STY71016  |
|        | LED-5L05E500BD1/192 S 3K  | ◐      | LED    | 8   | 3000  | IP65 | 1230     | 1080     |        |      |          |              | STY71017  |
|        | LED-5L05E500BD1/192 CR 3K | ◑      | LED    | 8   | 3000  | IP65 | 1230     | 1080     |        |      |          |              | STY71018  |
|        | LED-5L05E500BD1/192 MS 3K | ◒      | LED    | 8   | 3000  | IP65 | 1230     | 1080     |        |      |          |              | STY71019  |
|        | LED-5L05E500BD1/192 B 4K  | ○      | LED    | 8   | 4000  | IP65 | 1280     | 1130     |        |      |          |              | STY71515  |
|        | LED-5L05E500BD1/192 C 4K  | ●      | LED    | 8   | 4000  | IP65 | 1280     | 1130     |        |      |          |              | STY71516  |
|        | LED-5L05E500BD1/192 S 4K  | ◐      | LED    | 8   | 4000  | IP65 | 1280     | 1130     |        |      |          |              | STY71517  |
|        | LED-5L05E500BD1/192 CR 4K | ◑      | LED    | 8   | 4000  | IP65 | 1280     | 1130     |        |      |          |              | STY71518  |
|        | LED-5L05E500BD1/192 MS 4K | ◒      | LED    | 8   | 4000  | IP65 | 1280     | 1130     |        |      |          |              | STY71519  |

## STYX 2

Ø 250 mm



| on/off | type                      | colour | source | [W] | T [K] | IP   | BTTO[lm] | NTTO[lm] | sensor | DALI | Corridor | EM COMB (3h) | EM+sensor |
|--------|---------------------------|--------|--------|-----|-------|------|----------|----------|--------|------|----------|--------------|-----------|
|        | IN-12BD1/193 B            | ○      | E27    | 7   |       | IP65 |          |          |        |      |          |              | STY45009  |
|        | IN-12BD1/193 C            | ●      | E27    | 7   |       | IP65 |          |          |        |      |          |              | STY45010  |
|        | IN-12BD1/193 S            | ◐      | E27    | 7   |       | IP65 |          |          |        |      |          |              | STY45011  |
|        | IN-12BD1/193 CR           | ◑      | E27    | 7   |       | IP65 |          |          |        |      |          |              | STY45012  |
|        | IN-12BD1/193 MS           | ◒      | E27    | 7   |       | IP65 |          |          |        |      |          |              | STY45013  |
|        | LED-5L05E500BD1/193 B 3K  | ○      | LED    | 8   | 3000  | IP65 | 1230     | 1080     |        |      |          |              | STY71020  |
|        | LED-5L05E500BD1/193 C 3K  | ●      | LED    | 8   | 3000  | IP65 | 1230     | 1080     |        |      |          |              | STY71021  |
|        | LED-5L05E500BD1/193 S 3K  | ◐      | LED    | 8   | 3000  | IP65 | 1230     | 1080     |        |      |          |              | STY71022  |
|        | LED-5L05E500BD1/193 CR 3K | ◑      | LED    | 8   | 3000  | IP65 | 1230     | 1080     |        |      |          |              | STY71023  |
|        | LED-5L05E500BD1/193 MS 3K | ◒      | LED    | 8   | 3000  | IP65 | 1230     | 1080     |        |      |          |              | STY71024  |
|        | LED-5L05E500BD1/193 B 4K  | ○      | LED    | 8   | 4000  | IP65 | 1280     | 1130     |        |      |          |              | STY71520  |
|        | LED-5L05E500BD1/193 C 4K  | ●      | LED    | 8   | 4000  | IP65 | 1280     | 1130     |        |      |          |              | STY71521  |
|        | LED-5L05E500BD1/193 S 4K  | ◐      | LED    | 8   | 4000  | IP65 | 1280     | 1130     |        |      |          |              | STY71522  |
|        | LED-5L05E500BD1/193 CR 4K | ◑      | LED    | 8   | 4000  | IP65 | 1280     | 1130     |        |      |          |              | STY71523  |
|        | LED-5L05E500BD1/193 MS 4K | ◒      | LED    | 8   | 4000  | IP65 | 1280     | 1130     |        |      |          |              | STY71524  |

### PROVEDENÍ NA ZAKÁZKU / CUSTOM SOLUTIONS

1800 K  
6500 K

CRI >90  
CRI >95

atypická teplota chromatičnosti / atypical chromaticity temperature  
vyšší index podání barev / higher color rendering index

**LEGEND:** **Sensor** - kód svítidla s pohybovým HF senzorem / code for luminaire with HF sensor | **DALI** - kód svítidla se střimovatelným DALI předřadníkem / code for luminaire with DALI driver | **Corridor** - kód pro svítidlo s Corridor funkcí (HF + DALI) / code for luminaire with Corridor function (HF + DALI) | **EM COMB (3h)** - kód nouzového kombinovaného svítidla (3h) / code for luminaire with emergency unit combined (3h) | **EM + Sensor (3h)** - kód nouzového kombinovaného svítidla (3h) s HF senzorem / code for luminaire with emergency unit combined (3h) and HF sensor


# STYX 3, 4

Montura plastová  
Stínidlo třívrstvé opálové sklo s matovaným povrchem  
Držení stínidla bajonetové  
Umístění stropní / nástěnné (STYX 3), stropní (STYX 4)

Fixture plastic  
Shade three-layer opal glass with matt surface  
Shade fixing bayonet  
Installation ceiling / wall (STYX 3), ceiling (STYX 4)

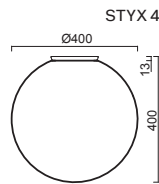
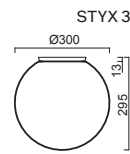


**B** - bílá / white, **C** - černá / black, **S** - stříbrná / silver, **CR** - chrom / chrome  
**MS** - mosaz / brass



Náhradní stínidlo / spare shade  
STYX 3 - code 20094  
STYX 4 - code 20095

Alternativa- stolní lampa /  
table lamp BIANCA - více na /  
more at: [www.osmont.cz](http://www.osmont.cz)



## STYX 3

Ø 300 mm



| on/off   | type                      | colour | source | [W] | T [K] | IP   | BTTO[lm] | NTTO[lm] | sensor   | DALI     | Corridor | EM COMB (3h) | EM+sensor |
|----------|---------------------------|--------|--------|-----|-------|------|----------|----------|----------|----------|----------|--------------|-----------|
| STY43973 | IN-12BD1/194 B            | ○      | E27    | 10  |       | IP65 |          |          | STY45014 |          |          |              |           |
| STY58027 | IN-12BD1/194 C            | ●      | E27    | 10  |       | IP65 |          |          | STY45015 |          |          |              |           |
| STY45000 | IN-12BD1/194 S            | ●      | E27    | 10  |       | IP65 |          |          | STY45016 |          |          |              |           |
| STY45001 | IN-12BD1/194 CR           | ●      | E27    | 10  |       | IP65 |          |          | STY45017 |          |          |              |           |
| STY45002 | IN-12BD1/194 MS           | ●      | E27    | 10  |       | IP65 |          |          | STY45018 |          |          |              |           |
| STY61230 | LED-5L06E450BD1/194 B 3K  | ○      | LED    | 20  | 3000  | IP65 | 3360     | 2960     |          | STY61231 |          |              |           |
| STY61232 | LED-5L06E450BD1/194 C 3K  | ●      | LED    | 20  | 3000  | IP65 | 3360     | 2960     |          | STY61233 |          |              |           |
| STY61234 | LED-5L06E450BD1/194 S 3K  | ●      | LED    | 20  | 3000  | IP65 | 3360     | 2960     |          | STY61235 |          |              |           |
| STY61236 | LED-5L06E450BD1/194 CR 3K | ●      | LED    | 20  | 3000  | IP65 | 3360     | 2960     |          | STY61237 |          |              |           |
| STY61238 | LED-5L06E450BD1/194 MS 3K | ●      | LED    | 20  | 3000  | IP65 | 3360     | 2960     |          | STY61239 |          |              |           |
| STY61730 | LED-5L06E450BD1/194 B 4K  | ○      | LED    | 20  | 4000  | IP65 | 3510     | 3090     |          | STY61731 |          |              |           |
| STY61732 | LED-5L06E450BD1/194 C 4K  | ●      | LED    | 20  | 4000  | IP65 | 3510     | 3090     |          | STY61733 |          |              |           |
| STY61734 | LED-5L06E450BD1/194 S 4K  | ●      | LED    | 20  | 4000  | IP65 | 3510     | 3090     |          | STY61735 |          |              |           |
| STY61736 | LED-5L06E450BD1/194 CR 4K | ●      | LED    | 20  | 4000  | IP65 | 3510     | 3090     |          | STY61737 |          |              |           |
| STY61738 | LED-5L06E450BD1/194 MS 4K | ●      | LED    | 20  | 4000  | IP65 | 3510     | 3090     |          | STY61739 |          |              |           |

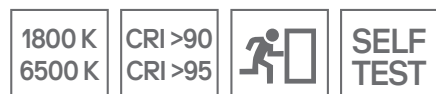
## STYX 4

Ø 400 mm



| on/off   | type                      | colour | source | [W] | T [K] | IP   | BTTO[lm] | NTTO[lm] | sensor   | DALI     | Corridor | EM COMB (3h) | EM+sensor |
|----------|---------------------------|--------|--------|-----|-------|------|----------|----------|----------|----------|----------|--------------|-----------|
| STY43975 | IN-12BD1/196 B            | ○      | E27    | 13  |       | IP65 |          |          | STY45019 |          |          |              |           |
| STY58029 | IN-12BD1/196 C            | ●      | E27    | 13  |       | IP65 |          |          | STY45020 |          |          |              |           |
| STY45006 | IN-12BD1/196 S            | ●      | E27    | 13  |       | IP65 |          |          | STY45021 |          |          |              |           |
| STY45007 | IN-12BD1/196 CR           | ●      | E27    | 13  |       | IP65 |          |          | STY45022 |          |          |              |           |
| STY45008 | IN-12BD1/196 MS           | ●      | E27    | 13  |       | IP65 |          |          | STY45023 |          |          |              |           |
| STY61240 | LED-5L06E600BD1/196 B 3K  | ○      | LED    | 27  | 3000  | IP65 | 4440     | 3910     |          | STY61241 |          |              |           |
| STY61242 | LED-5L06E600BD1/196 C 3K  | ●      | LED    | 27  | 3000  | IP65 | 4440     | 3910     |          | STY61243 |          |              |           |
| STY61244 | LED-5L06E600BD1/196 S 3K  | ●      | LED    | 27  | 3000  | IP65 | 4440     | 3910     |          | STY61245 |          |              |           |
| STY61246 | LED-5L06E600BD1/196 CR 3K | ●      | LED    | 27  | 3000  | IP65 | 4440     | 3910     |          | STY61247 |          |              |           |
| STY61248 | LED-5L06E600BD1/196 MS 3K | ●      | LED    | 27  | 3000  | IP65 | 4440     | 3910     |          | STY61249 |          |              |           |
| STY61740 | LED-5L06E600BD1/196 B 4K  | ○      | LED    | 27  | 4000  | IP65 | 4630     | 4070     |          | STY61741 |          |              |           |
| STY61742 | LED-5L06E600BD1/196 C 4K  | ●      | LED    | 27  | 4000  | IP65 | 4630     | 4070     |          | STY61743 |          |              |           |
| STY61744 | LED-5L06E600BD1/196 S 4K  | ●      | LED    | 27  | 4000  | IP65 | 4630     | 4070     |          | STY61745 |          |              |           |
| STY61746 | LED-5L06E600BD1/196 CR 4K | ●      | LED    | 27  | 4000  | IP65 | 4630     | 4070     |          | STY61747 |          |              |           |
| STY61748 | LED-5L06E600BD1/196 MS 4K | ●      | LED    | 27  | 4000  | IP65 | 4630     | 4070     |          | STY61749 |          |              |           |

### PROVEDENÍ NA ZAKÁZKU / CUSTOM SOLUTIONS



atypická teplota chromatičnosti / atypical chromaticity temperature  
vyšší index podání barev / higher color rendering index  
možnost vybavení nouzovým modulem / possible with emergency module  
SELF TEST nouzový modul / SELF TEST emergency module

**LEGEND:** Sensor - kód svítidla s pohybovým HF senzorem / code for luminaire with HF sensor | DALI - kód svítidla se strímatelným DALI předřadníkem / code for luminaire with DALI driver | Corridor - kód pro svítidlo s Corridor funkcí (HF + DALI) / code for luminaire with Corridor function (HF + DALI) | EM COMB (3h) - kód nouzového kombinovaného svítidla (3h) / code for luminaire with emergency unit combined (3h) | EM + Sensor (3h) - kód nouzového kombinovaného svítidla (3h) s HF senzorem / code for luminaire with emergency unit combined (3h) and HF sensor

# NEW ANCHA 1, 2

Montura kovová  
Stínidlo třívrstvé opálové sklo s matovaným povrchem  
Držení stínidla ocelový držák  
Umístění nástěnné

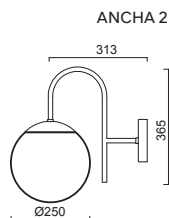
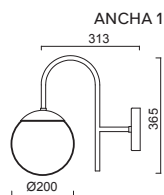
Fixture metal  
Shade three-layer opal glass with matt finish  
Shade fixing steel holder  
Installation wall



**B** - bílá / white, **C** - černá / black, **SD** - šedá / grey, **GB** - písková / gold beach, **O** - olivová / oliva, **T** - terakota / terracotta



Náhradní stínidlo / spare shade  
**ANCHA 1 - code 20038**  
**ANCHA 2 - code 20208**



## ANCHA 1

Ø 200 mm



| on/off | type     | colour         | source | [W] | T [K] | IP   | BTTO[lm] | NTTO[lm] | sensor | DALI | Corridor | EM COMB (3h) | EM+sensor |
|--------|----------|----------------|--------|-----|-------|------|----------|----------|--------|------|----------|--------------|-----------|
|        | ANC40000 | IN-12LN/092 B  | ○      | E27 | 7     | IP40 |          |          |        |      |          |              |           |
|        | ANC40001 | IN-12LN/092 C  | ●      | E27 | 7     | IP40 |          |          |        |      |          |              |           |
|        | ANC40002 | IN-12LN/092 SD | ●      | E27 | 7     | IP40 |          |          |        |      |          |              |           |
|        | ANC40003 | IN-12LN/092 GB | ●      | E27 | 7     | IP40 |          |          |        |      |          |              |           |
|        | ANC40004 | IN-12LN/092 O  | ●      | E27 | 7     | IP40 |          |          |        |      |          |              |           |
|        | ANC40005 | IN-12LN/092 T  | ●      | E27 | 7     | IP40 |          |          |        |      |          |              |           |

## ANCHA 2

Ø 250 mm



| on/off | type     | colour         | source | [W] | T [K] | IP   | BTTO[lm] | NTTO[lm] | sensor | DALI | Corridor | EM COMB (3h) | EM+sensor |
|--------|----------|----------------|--------|-----|-------|------|----------|----------|--------|------|----------|--------------|-----------|
|        | ANC40006 | IN-12LN/093 B  | ○      | E27 | 7     | IP40 |          |          |        |      |          |              |           |
|        | ANC40007 | IN-12LN/093 C  | ●      | E27 | 7     | IP40 |          |          |        |      |          |              |           |
|        | ANC40008 | IN-12LN/093 SD | ●      | E27 | 7     | IP40 |          |          |        |      |          |              |           |
|        | ANC40009 | IN-12LN/093 GB | ●      | E27 | 7     | IP40 |          |          |        |      |          |              |           |
|        | ANC40010 | IN-12LN/093 O  | ●      | E27 | 7     | IP40 |          |          |        |      |          |              |           |
|        | ANC40011 | IN-12LN/093 T  | ●      | E27 | 7     | IP40 |          |          |        |      |          |              |           |

### PROVEDENÍ NA ZAKÁZKU / CUSTOM SOLUTIONS



jiná barva základny  
dle RAL / other base  
color according  
to RAL

**LEGEND: Sensor** - kód svítidla s pohybovým HF senzorem / code for luminaire with HF sensor | **DALI** - kód svítidla se sřitvatelným DALI ředřadníkem / code for luminaire with DALI driver | **Corridor** - kód pro svítidlo s Corridor funkcí (HF + DALI) / code for luminaire with Corridor function (HF + DALI) | **EM COMB (3h)** - kód nouzového kombinovaného svítidla (3h) / code for luminaire with emergency unit combined (3h) | **EM + Sensor (3h)** - kód nouzového kombinovaného svítidla (3h) s HF senzorem / code for luminaire with emergency unit combined (3h) and HF sensor



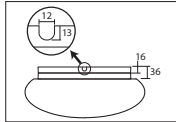
# ARAKIS 2, 3

Montura bílá kovová  
Stínidlo třívrstvé opálové sklo s matovaným povrchem  
Držení stínidla sklápovací držáky  
Umístění stropní / nástěnné

Fixture white metal  
Shade three-layer opal glass with matt surface  
Shade fixing folding two-step clamp holders  
Installation ceiling / wall

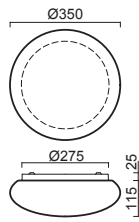


Náhradní stínidlo / spare shade  
**ARAKIS 2 - code 20126**  
**ARAKIS 3 - code 20127**

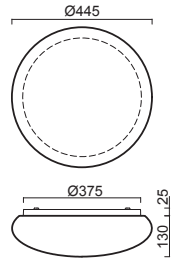


Podstavec pro boční přívod /  
base for side supply  
**ARAKIS 2 - code 33501**  
**ARAKIS 3 - code 33502**

ARAKIS 2



ARAKIS 3



## ARAKIS 2

Ø 350mm



| on/off                                       | type                             | source | [W]  | T [K]     | IP   | BTTO[lm]  | NTTO[lm]  | sensor                      | DALI            | Corridor        | EM COMB (3h)                | EM+sensor                   |
|--|----------------------------------|--------|------|-----------|------|-----------|-----------|-----------------------------|-----------------|-----------------|-----------------------------|-----------------------------|
| <b>ARA52150</b>                              | IN-12K64/416                     | E27    | 13   |           | IP43 |           |           | <b>ARA52151</b>             |                 |                 |                             |                             |
| <b>ARA52152</b>                              | IN-22K64/416                     | E27    | 2x10 |           | IP43 |           |           |                             |                 |                 |                             |                             |
| <b>ARA67070</b>                              | LED-1L14E500K64/416 3K           | LED    | 13   | 3000      | IP43 | 2000      | 1480      | <b>ARA67071</b>             | <b>ARA67072</b> | <b>ARA67073</b> | <b>ARA67074</b>             | <b>ARA67075</b>             |
| <b>ARA67076<sup>A</sup></b>                  | LED-1L14EMP700K64/416 3K         | LED    | 18   | 3000      | IP43 | 2690      | 1990      | <b>ARA67077<sup>A</sup></b> | <b>ARA67078</b> | <b>ARA67079</b> | <b>ARA67080<sup>A</sup></b> | <b>ARA67081<sup>A</sup></b> |
| <b>ARA67570</b>                              | LED-1L14E500K64/416 4K           | LED    | 13   | 4000      | IP43 | 2080      | 1540      | <b>ARA67571</b>             | <b>ARA67572</b> | <b>ARA67573</b> | <b>ARA67574</b>             | <b>ARA67575</b>             |
| <b>ARA67576<sup>A</sup></b>                  | LED-1L14EMP700K64/416 4K         | LED    | 18   | 4000      | IP43 | 2810      | 2080      | <b>ARA67577<sup>A</sup></b> | <b>ARA67578</b> | <b>ARA67579</b> | <b>ARA67580<sup>A</sup></b> | <b>ARA67581<sup>A</sup></b> |
| <b>PŘEPÍNATELNÉ / SWITCHABLE 3000K/4000K</b> |                                  |        |      |           |      |           |           |                             |                 |                 |                             |                             |
| <b>ARA71265</b>                              | LED-1L14E500K64/416 3/4K         | LED    | 13   | 3000/4000 | IP43 | 2000/2080 | 1480/1540 | <b>ARA71266</b>             | <b>ARA71267</b> |                 |                             |                             |
| <b>ARA71268<sup>A</sup></b>                  | LED-1L14EMP700K64/416 3/4K       | LED    | 18   | 3000/4000 | IP43 | 2690/2810 | 1990/2080 | <b>ARA71269<sup>A</sup></b> | <b>ARA71270</b> |                 |                             |                             |
| <b>TUNABLE WHITE 2700 - 6500K</b>            |                                  |        |      |           |      |           |           |                             |                 |                 |                             |                             |
| <b>ARA63086</b>                              | LED-1L14ET700K64/416 DALI 27-65K | LED    | 18   | 2700-6500 | IP43 | 2710      | 2010      |                             |                 |                 |                             |                             |
| <b>ARA63139</b>                              | LED-1L14ET700K64/416 BT 27-65K   | LED    | 18   | 2700-6500 | IP43 | 2710      | 2010      |                             |                 |                 |                             |                             |

<sup>A</sup> MULTI POWER LED DRIVER - nastavitelný výkon svítidla / adjustable power of light - více na / more at [www.osmont.cz](http://www.osmont.cz)

## ARAKIS 3

Ø 445mm



| on/off                                       | type                             | source | [W]  | T [K]     | IP   | BTTO[lm]  | NTTO[lm]  | sensor                      | DALI            | Corridor        | EM COMB (3h)                | EM+sensor |
|--|----------------------------------|--------|------|-----------|------|-----------|-----------|-----------------------------|-----------------|-----------------|-----------------------------|-----------|
| <b>ARA52153</b>                              | IN-32K86/417                     | E27    | 3x10 |           | IP43 |           |           |                             |                 |                 |                             |           |
| <b>ARA67082</b>                              | LED-1L16E500K86/417 3K           | LED    | 24   | 3000      | IP43 | 3750      | 2660      | <b>ARA67083</b>             | <b>ARA67084</b> | <b>ARA67085</b> | <b>ARA67086</b>             |           |
| <b>ARA67087<sup>A</sup></b>                  | LED-1L16EMP700K86/417 3K         | LED    | 34   | 3000      | IP43 | 5050      | 3590      | <b>ARA67088<sup>A</sup></b> | <b>ARA67089</b> | <b>ARA67090</b> | <b>ARA67091<sup>A</sup></b> |           |
| <b>ARA67582</b>                              | LED-1L16E500K86/417 4K           | LED    | 24   | 4000      | IP43 | 3910      | 2780      | <b>ARA67583</b>             | <b>ARA67584</b> | <b>ARA67585</b> | <b>ARA67586</b>             |           |
| <b>ARA67587<sup>A</sup></b>                  | LED-1L16EMP700K86/417 4K         | LED    | 34   | 4000      | IP43 | 5270      | 3740      | <b>ARA67588<sup>A</sup></b> | <b>ARA67589</b> | <b>ARA67590</b> | <b>ARA67591<sup>A</sup></b> |           |
| <b>PŘEPÍNATELNÉ / SWITCHABLE 3000K/4000K</b> |                                  |        |      |           |      |           |           |                             |                 |                 |                             |           |
| <b>ARA71271</b>                              | LED-1L16E500K86/417 3/4K         | LED    | 24   | 3000/4000 | IP43 | 3750/3910 | 2660/2780 | <b>ARA71272</b>             | <b>ARA71273</b> |                 |                             |           |
| <b>ARA71274<sup>A</sup></b>                  | LED-1L16EMP700K86/417 3/4K       | LED    | 34   | 3000/4000 | IP43 | 5050/5270 | 3590/3740 | <b>ARA71275<sup>A</sup></b> | <b>ARA71276</b> |                 |                             |           |
| <b>TUNABLE WHITE 2700 - 6500K</b>            |                                  |        |      |           |      |           |           |                             |                 |                 |                             |           |
| <b>ARA63087</b>                              | LED-1L16ET700K86/417 DALI 27-65K | LED    | 33   | 2700-6500 | IP43 | 5090      | 3610      |                             |                 |                 |                             |           |
| <b>ARA63140</b>                              | LED-1L16ET700K86/417 BT 27-65K   | LED    | 33   | 2700-6500 | IP43 | 5090      | 3610      |                             |                 |                 |                             |           |

<sup>A</sup> MULTI POWER LED DRIVER - nastavitelný výkon svítidla / adjustable power of light - více na / more at [www.osmont.cz](http://www.osmont.cz)

### PROVEDENÍ NA ZAKÁZKU / CUSTOM SOLUTIONS



atypická teplota chromatickosti / atypical chromaticity temperature  
vyšší index podání barev / higher color rendering index  
jiná barva základny dle RAL / other base color according to RAL  
modul pro ovládání pomocí bluetooth / bluetooth control module  
modul pro ovládání chytrou domácností / smart home control module  
SELF TEST novou modul / SELF TEST emergency module

**LEGEND:** **Sensor** - kód svítidla s pohybovým HF senzorem / code for luminaire with HF sensor | **DALI** - kód svítidla se stmívatelným DALI předřadníkem / code for luminaire with DALI driver | **Corridor** - kód pro svítidlo s Corridor funkcí (HF + DALI) / code for luminaire with Corridor function (HF + DALI) | **EM COMB (3h)** - kód nouzového kombinovaného svítidla (3h) / code for luminaire with emergency unit combined (3h) | **EM + Sensor (3h)** - kód nouzového kombinovaného svítidla (3h) s HF senzorem / code for luminaire with emergency unit combined (3h) and HF sensor

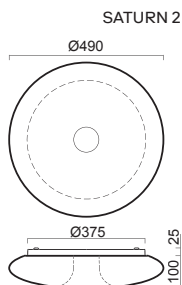
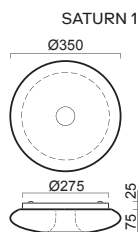
# SATURN 1, 2

Montura bílá kovová  
Stínidlo třívrstvé opalové sklo s matovaným povrchem  
Držení stínidla sklápovací držáky  
Umístění stropní / nástěnné

Fixture white metal  
Shade three-layer opal glass with matt surface  
Shade fixing two-step clamp holders  
Installation ceiling / wall



Náhradní stínidlo / spare shade  
**SATURN 1 - code 20051**  
**SATURN 2 - code 20052**



## SATURN 1

Ø 350mm



| on/off          | type                    | source | [W] | T [K] | IP   | BTTO[lm] | NTTO[lm] | sensor | DALI | Corridor | EM COMB (3h) | EM+sensor |
|-----------------|-------------------------|--------|-----|-------|------|----------|----------|--------|------|----------|--------------|-----------|
| <b>SAT59241</b> | LED-1L61E350KX64/462 3K | LED    | 16  | 3000  | IP20 | 2570     | 1750     |        |      |          |              |           |
| <b>SAT59741</b> | LED-1L61E350KX64/462 4K | LED    | 16  | 4000  | IP20 | 2680     | 1820     |        |      |          |              |           |

## SATURN 2

Ø 490mm



| on/off          | type                    | source | [W] | T [K] | IP   | BTTO[lm] | NTTO[lm] | sensor | DALI            | Corridor | EM COMB (3h) | EM+sensor |
|-----------------|-------------------------|--------|-----|-------|------|----------|----------|--------|-----------------|----------|--------------|-----------|
| <b>SAT59242</b> | LED-1L62E700KX86/482 3K | LED    | 31  | 3000  | IP20 | 4800     | 3260     |        | <b>SAT59249</b> |          |              |           |
| <b>SAT59742</b> | LED-1L62E700KX86/482 4K | LED    | 31  | 4000  | IP20 | 5000     | 3400     |        | <b>SAT59749</b> |          |              |           |

### PROVEDENÍ NA ZAKÁZKU / CUSTOM SOLUTIONS

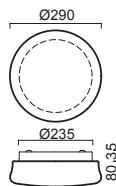
|   |   |   |  |   |
|---|---|---|--|---|
| <b>1800 K</b><br><b>6500 K</b>                                      | <b>CRI &gt;90</b><br><b>CRI &gt;95</b>                  |   |  |   |
| atypická teplota chromatičnosti / atypical chromaticity temperature | vyšší index podání barev / higher color rendering index | jiná barva základny dle RAL / other base color according to RAL | modul pro ovládání pomocí bluetooth / bluetooth control module | modul pro ovládání chytrou domácností / smart home control module |

**LEGEND: Sensor** - kód svítidla s pohybovým HF senzorem / code for luminaire with HF sensor | **DALI** - kód svítidla se stravitelným DALI předřadníkem / code for luminaire with DALI driver | **Corridor** - kód pro svítidlo s Corridor funkcí (HF + DALI) / code for luminaire with Corridor function (HF + DALI) | **EM COMB (3h)** - kód nouzového kombinovaného svítidla (3h) / code for luminaire with emergency unit combined (3h) | **EM + Sensor (3h)** - kód nouzového kombinovaného svítidla (3h) s HF senzorem / code for luminaire with emergency unit combined (3h) and HF sensor

# RANA

Montura kovová  
Stínidlo třívrstvé opálové sklo s matovaným povrchem  
Držení stínidla bajonetové  
Umístění stropní / nástěnné

Fixture metal  
Shade three-layer opal glass with matt surface  
Shade fixing bayonet  
Installation ceiling / wall



**B** - bílá / white, **C** - černá / black



Náhradní stínidlo / spare shade  
code 20202

# RANA

Ø 290mm



| on/off   | type                      | colour | source | [W]  | T [K] | IP   | BTTO[lm] | NTTO[lm] | sensor | DALI | Corridor | EM COMB (3h) | EM+sensor |
|----------|---------------------------|--------|--------|------|-------|------|----------|----------|--------|------|----------|--------------|-----------|
| RAN55220 | IN-12BTH1/K01 B           | ○      | E27    | 13   |       | IP44 |          |          |        |      |          |              |           |
| RAN55221 | IN-12BTH1/K01 C           | ●      | E27    | 13   |       | IP44 |          |          |        |      |          |              |           |
| RAN55222 | IN-22BTH1/K01 B           | ○      | E27    | 2x10 |       | IP44 |          |          |        |      |          |              |           |
| RAN55223 | IN-22BTH1/K01 C           | ●      | E27    | 2x10 |       | IP44 |          |          |        |      |          |              |           |
| RAN61440 | LED-1L37E350BTH1/K01 B 3K | ○      | LED    | 10   | 3000  | IP44 | 1540     | 1220     |        |      |          |              |           |
| RAN61441 | LED-1L37E350BTH1/K01 C 3K | ●      | LED    | 10   | 3000  | IP44 | 1540     | 1220     |        |      |          |              |           |
| RAN61442 | LED-1L18E350BTH1/K01 B 3K | ○      | LED    | 15   | 3000  | IP44 | 2230     | 1760     |        |      |          |              |           |
| RAN61443 | LED-1L18E350BTH1/K01 C 3K | ●      | LED    | 15   | 3000  | IP44 | 2230     | 1760     |        |      |          |              |           |
| RAN61940 | LED-1L37E350BTH1/K01 B 4K | ○      | LED    | 10   | 4000  | IP44 | 1610     | 1270     |        |      |          |              |           |
| RAN61941 | LED-1L37E350BTH1/K01 C 4K | ●      | LED    | 10   | 4000  | IP44 | 1610     | 1270     |        |      |          |              |           |
| RAN61942 | LED-1L18E350BTH1/K01 B 4K | ○      | LED    | 15   | 4000  | IP44 | 2320     | 1830     |        |      |          |              |           |
| RAN61943 | LED-1L18E350BTH1/K01 C 4K | ●      | LED    | 15   | 4000  | IP44 | 2320     | 1830     |        |      |          |              |           |

## PROVEDENÍ NA ZAKÁZKU / CUSTOM SOLUTIONS

|  |   |  |   |      |  |   |  |
|--|---|--|---|------|--|---|--|
| 1800 K<br>6500 K   | CRI >90<br>CRI >95  | RAL  | možnost vybavení<br>HF senzorem /<br>possible with a HF<br>sensor | DALI | možnost vybavení<br>DALI / possible<br>with DALI | možnost vybavení<br>nouzovým modulem<br>/ possible with<br>emergency module | SELF TEST  |
| atypická teplota<br>chromatičnosti /<br>atypical chromaticity<br>temperature | vyšší index podání<br>barev / higher color<br>rendering index | jiná barva základny<br>dle RAL / other base<br>color according to<br>RAL |   |      |  |   | SELF TEST nouzový<br>modul / SELF TEST<br>emergency module |

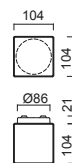
**LEGEND: Sensor** - kód svítidla s pohybovým HF senzorem / code for luminaire with HF sensor | **DALI** - kód svítidla se strímatelným DALI předřadníkem / code for luminaire with DALI driver | **Corridor** - kód pro svítidlo s Corridor funkcí (HF + DALI) / code for luminaire with Corridor function (HF + DALI) | **EM COMB (3h)** - kód nouzového kombinovaného svítidla (3h) / code for luminaire with emergency unit combined (3h) | **EM + Sensor (3h)** - kód nouzového kombinovaného svítidla (3h) s HF senzorem / code for luminaire with emergency unit combined (3h) and HF sensor

# APUS 1, 2

Montura bílá kovová  
Stínidlo třívrstvé opálové sklo s matovaným povrchem  
Držení stínidla sklápovací držáky  
Umístění stropní / nástěnné

Fixture white metal  
Shade three-layer opal glass with matt surface  
Shade fixing folding two-step clamp holders  
Installation ceiling / wall

APUS 1



APUS 2



Náhradní stínidlo / spare shade  
**APUS 1 - code 20117**  
**APUS 2 - code 20118**



Dekorativní stříška / decorative roof  
**APUS 2 - code 33523**

## APUS 1

104x104 mm



| on/off          | type                    | source | [W] | T [K] | IP   | BTTO[lm] | NTTO[lm] | sensor | DALI | Corridor | EM COMB (3h) | EM+sensor |
|-----------------|-------------------------|--------|-----|-------|------|----------|----------|--------|------|----------|--------------|-----------|
| <b>APU67095</b> | LED-1L09E350KN01/401 3K | LED    | 2   | 3000  | IP44 | 350      | 300      |        |      |          |              |           |
| <b>APU67595</b> | LED-1L09E350KN01/401 4K | LED    | 2   | 4000  | IP44 | 370      | 310      |        |      |          |              |           |

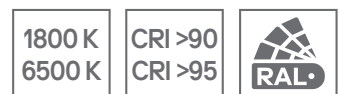
## APUS 2

140x140 mm



| on/off          | type                    | source | [W] | T [K] | IP   | BTTO[lm] | NTTO[lm] | sensor | DALI | Corridor | EM COMB (3h) | EM+sensor |
|-----------------|-------------------------|--------|-----|-------|------|----------|----------|--------|------|----------|--------------|-----------|
| <b>APU52160</b> | IN-12KN02/402           | E27    | 7   |       | IP44 |          |          |        |      |          |              |           |
| <b>APU67096</b> | LED-1L10E350KN02/402 3K | LED    | 5   | 3000  | IP44 | 700      | 560      |        |      |          |              |           |
| <b>APU67596</b> | LED-1L10E350KN02/402 4K | LED    | 5   | 4000  | IP44 | 730      | 580      |        |      |          |              |           |

### PROVEDENÍ NA ZAKÁZKU / CUSTOM SOLUTIONS



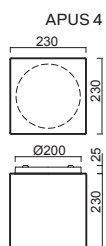
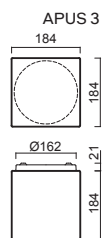
atypická teplota chromatičnosti / atypical chromaticity temperature  
vyšší index podání barev / higher color rendering index  
jiná barva základny dle RAL / other base color according to RAL

**LEGEND: Sensor** - kód svítidla s pohybovým HF senzorem / code for luminaire with HF sensor | **DALI** - kód svítidla se strnivatelným DALI předřadníkem / code for luminaire with DALI driver | **Corridor** - kód pro svítidlo s Corridor funkcí (HF + DALI) / code for luminaire with Corridor function (HF + DALI) | **EM COMB (3h)** - kód nouzového kombinovaného svítidla (3h) / code for luminaire with emergency unit combined (3h) | **EM + Sensor (3h)** - kód nouzového kombinovaného svítidla (3h) s HF senzorem / code for luminaire with emergency unit combined (3h) and HF sensor

# APUS 3, 4

Montura kovová  
Stínidlo třívrstvé opálové sklo s matovaným povrchem  
Držení stínidla sklápovací držáky  
Umístění stropní / nástěnné

Fixture metal  
Shade three-layer opal glass with matt surface  
Shade fixing with folding two-step clamp holders  
Installation ceiling / wall



Náhradní stínidlo / spare shade  
**APUS 3 - code 20119**  
**APUS 4 - code 20140**



Piktogram / pictogram  
code **33511**



Dekoratívní stříška / decorative roof  
**APUS 3 - code 33510**

## APUS 3

184x184 mm



| on/off          | type                   | source | [W] | T [K] | IP   | BTTO[lm] | NTTO[lm] | sensor | DALI | Corridor | EM COMB (3h) | EM+sensor |
|-----------------|------------------------|--------|-----|-------|------|----------|----------|--------|------|----------|--------------|-----------|
| <b>APU52161</b> | IN-12KN03/403          | E27    | 7   |       | IP44 |          |          |        |      |          |              |           |
| <b>APU67097</b> | LED-1L1E700KN03/403 3K | LED    | 7   | 3000  | IP44 | 1010     | 790      |        |      |          |              |           |
| <b>APU67597</b> | LED-1L1E700KN03/403 4K | LED    | 7   | 4000  | IP44 | 1050     | 820      |        |      |          |              |           |

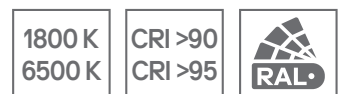
## APUS 4

230x230 mm



| on/off          | type                   | source | [W] | T [K] | IP   | BTTO[lm] | NTTO[lm] | sensor | DALI            | Corridor | EM COMB (3h) | EM+sensor |
|-----------------|------------------------|--------|-----|-------|------|----------|----------|--------|-----------------|----------|--------------|-----------|
| <b>APU71277</b> | IN-12K04/404           | E27    | 10  |       | IP44 |          |          |        |                 |          |              |           |
| <b>APU70415</b> | LED-5L06E450K04/404 3K | LED    | 20  | 3000  | IP44 | 3360     | 2690     |        | <b>APU70416</b> |          |              |           |
| <b>APU70915</b> | LED-5L06E450K04/404 4K | LED    | 20  | 4000  | IP44 | 3510     | 2810     |        | <b>APU70916</b> |          |              |           |

### PROVEDENÍ NA ZAKÁZKU / CUSTOM SOLUTIONS



atypická teplota chromatickosti / atypical chromaticity temperature  
vyšší index podání barev / higher color rendering index  
jiná barva základny dle RAL / other base color according to RAL

**LEGEND: Sensor** - kód svítidla s pohybovým HF senzorem / code for luminaire with HF sensor | **DALI** - kód svítidla se strímatelným DALI předřadníkem / code for luminaire with DALI driver | **Corridor** - kód pro svítidlo s Corridor funkcí (HF + DALI) / code for luminaire with Corridor function (HF + DALI) | **EM COMB (3h)** - kód nouzového kombinovaného svítidla (3h) / code for luminaire with emergency unit combined (3h) | **EM + Sensor (3h)** - kód nouzového kombinovaného svítidla (3h) s HF senzorem / code for luminaire with emergency unit combined (3h) and HF sensor

# ALKOR 1, 2, 3

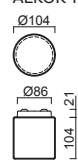
Montura bílá kovová  
Stínidlo třívrstvé opálové sklo s matovaným povrchem  
Držení stínidla sklápovací držáky  
Umístění stropní / nástěnné

Fixture white metal  
Shade three-layer opal glass with matt surface  
Shade fixing folding two-step clamp holders  
Installation ceiling / wall

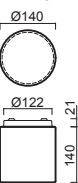


Náhradní stínidlo / spare shade  
ALKOR 1 - code 20120  
ALKOR 2 - code 20121  
ALKOR 3 - code 20122

ALKOR 1



ALKOR 2



ALKOR 3



## ALKOR 1

Ø 104mm



| on/off   | type                    | source | [W] | T [K] | IP   | BTTO[lm] | NTTO[lm] | sensor | DALI | Corridor | EM COMB (3h) | EM+sensor |
|----------|-------------------------|--------|-----|-------|------|----------|----------|--------|------|----------|--------------|-----------|
| ALK67098 | LED-1L09E350KN01/405 3K | LED    | 2   | 3000  | IP44 | 350      | 300      |        |      |          |              |           |
| ALK67598 | LED-1L09E350KN01/405 4K | LED    | 2   | 4000  | IP44 | 370      | 310      |        |      |          |              |           |

## ALKOR 2

Ø 140mm



| on/off   | type                    | source | [W] | T [K] | IP   | BTTO[lm] | NTTO[lm] | sensor | DALI | Corridor | EM COMB (3h) | EM+sensor |
|----------|-------------------------|--------|-----|-------|------|----------|----------|--------|------|----------|--------------|-----------|
| ALK52162 | IN-12KN02/406           | E27    | 7   |       | IP44 |          |          |        |      |          |              |           |
| ALK67099 | LED-1L10E350KN02/406 3K | LED    | 5   | 3000  | IP44 | 700      | 560      |        |      |          |              |           |
| ALK67599 | LED-1L10E350KN02/406 4K | LED    | 5   | 4000  | IP44 | 730      | 580      |        |      |          |              |           |

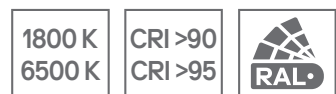
## ALKOR 3

Ø 184mm



| on/off   | type                    | source | [W] | T [K] | IP   | BTTO[lm] | NTTO[lm] | sensor | DALI | Corridor | EM COMB (3h) | EM+sensor |
|----------|-------------------------|--------|-----|-------|------|----------|----------|--------|------|----------|--------------|-----------|
| ALK52163 | IN-12KN03/407           | E27    | 7   |       | IP44 |          |          |        |      |          |              |           |
| ALK67100 | LED-1L11E700KN03/407 3K | LED    | 7   | 3000  | IP44 | 1010     | 810      |        |      |          |              |           |
| ALK67600 | LED-1L11E700KN03/407 4K | LED    | 7   | 4000  | IP44 | 1050     | 840      |        |      |          |              |           |

### PROVEDENÍ NA ZAKÁZKU / CUSTOM SOLUTIONS



atypická teplota chromaticnosti / atypical chromaticity temperature

vyšší index podání barev / higher color rendering index

jiná barva základny dle RAL / other base color according to RAL

**LEGEND: Sensor** - kód svítidla s pohybovým HF senzorem / code for luminaire with HF sensor | **DALI** - kód svítidla se stravitelným DALI předřadníkem / code for luminaire with DALI driver | **Corridor** - kód pro svítidlo s Corridor funkcí (HF + DALI) / code for luminaire with Corridor function (HF + DALI) | **EM COMB (3h)** - kód nouzového kombinovaného svítidla (3h) / code for luminaire with emergency unit combined (3h) | **EM + Sensor (3h)** - kód nouzového kombinovaného svítidla (3h) s HF senzorem / code for luminaire with emergency unit combined (3h) and HF sensor

# KUMA 2A, 2

Montura bílá kovová  
Stínidlo třívrstvé opálové sklo s matovaným povrchem  
Držení stínidla bajonetové  
Umístění stropní

Fixture white metal  
Shade three-layer opal glass with matt surface  
Shade fixing bayonet  
Installation ceiling

KUMA 2A



KUMA 2A



KUMA 2



KUMA 2



Náhradní stínidlo / spare shade  
**KUMA 2A - code 20137**  
**KUMA 2 - code 20135**

**E27** - detail konce stínidla  
bez clony / without cover

**LED** - detail konce stínidla  
se clonou / with cover

## KUMA 2A

Ø 120x300 mm



| on/off   | type         | source | [W] | T [K] | IP   | BTTO[lm] | NTTO[lm] | sensor | DALI | Corridor | EM COMB (3h) | EM+sensor |
|----------|--------------|--------|-----|-------|------|----------|----------|--------|------|----------|--------------|-----------|
| KUM43090 | IN-12BK1/433 | E27    | 13  |       | IP20 |          |          |        |      |          |              |           |

## KUMA 2

Ø 120x420 mm



| on/off   | type                        | source | [W] | T [K] | IP   | BTTO[lm] | NTTO[lm] | sensor | DALI | Corridor | EM COMB (3h) | EM+sensor |
|----------|-----------------------------|--------|-----|-------|------|----------|----------|--------|------|----------|--------------|-----------|
| KUM40140 | IN-12BK1/434                | E27    | 13  |       | IP20 |          |          |        |      |          |              |           |
| KUM68445 | LED-6L72-1L77E550BK1/434 3K | LED    | 24  | 3000  | IP20 | 3800     | 3040     |        |      |          | KUM68446     |           |
| KUM68945 | LED-6L72-1L77E550BK1/434 4K | LED    | 24  | 4000  | IP20 | 3960     | 3170     |        |      |          | KUM68946     |           |

### PROVEDENÍ NA ZAKÁZKU / CUSTOM SOLUTIONS

1800 K  
6500 K

CRI >90  
CRI >95

atypická teplota  
chromatičnosti /  
atypical chromatici-  
ty temperature

vyšší index podání  
barev / higher color  
rendering index

**LEGEND: Sensor** - kód svítidla s pohybovým HF senzorem / code for luminaire with HF sensor | **DALI** - kód svítidla se stmívatelným DALI předřadníkem / code for luminaire with DALI driver | **Corridor** - kód pro svítidlo s Corridor funkcí (HF + DALI) / code for luminaire with Corridor function (HF + DALI) | **EM COMB (3h)** - kód nouzového kombinovaného svítidla (3h) / code for luminaire with emergency unit combined (3h) | **EM + Sensor (3h)** - kód nouzového kombinovaného svítidla (3h) s HF senzorem / code for luminaire with emergency unit combined (3h) and HF sensor

# KUMA 3A, 3

Montura bílá kovová  
Stínidlo třívrstvé opálové sklo s matovaným povrchem  
Držení stínidla bajonetové  
Umístění stropní

Fixture white metal  
Shade three-layer opal glass with matt surface  
Shade fixing bayonet  
Installation ceiling

KUMA 3A



KUMA 3A



KUMA 3



KUMA 3



Náhradní stínidlo / spare shade  
**KUMA 3A - code 20138**  
**KUMA 3 - code 20136**

**E27** - detail konce stínidla  
bez clony / without cover

**LED** - detail konce stínidla  
se clonou / with cover

## KUMA 3A

Ø 150x300mm



| on/off   | type         | source | [W] | T [K] | IP   | BTTO[lm] | NTTO[lm] | sensor | DALI | Corridor | EM COMB (3h) | EM+sensor |
|----------|--------------|--------|-----|-------|------|----------|----------|--------|------|----------|--------------|-----------|
| KUM43091 | IN-12BK1/435 | E27    | 13  |       | IP20 |          |          |        |      |          |              |           |

## KUMA 3

Ø 150x550mm



| on/off   | type                        | source | [W] | T [K] | IP   | BTTO[lm] | NTTO[lm] | sensor | DALI | Corridor | EM COMB (3h) | EM+sensor |
|----------|-----------------------------|--------|-----|-------|------|----------|----------|--------|------|----------|--------------|-----------|
| KUM40141 | IN-12BK1/436                | E27    | 13  |       | IP20 |          |          |        |      |          |              |           |
| KUM68447 | LED-6L74-1L77E800BK1/436 3K | LED    | 34  | 3000  | IP20 | 5500     | 4400     |        |      |          | KUM68448     |           |
| KUM68947 | LED-6L74-1L77E800BK1/436 4K | LED    | 34  | 4000  | IP20 | 5740     | 4590     |        |      |          | KUM68948     |           |

### PROVEDENÍ NA ZAKÁZKU / CUSTOM SOLUTIONS

1800 K  
6500 K

CRI >90  
CRI >95

atypická teplota  
chromatičnosti /  
atypical chromatici-  
ty temperature

vyšší index podání  
barev / higher color  
rendering index

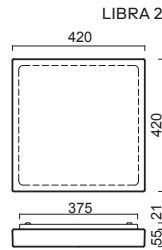
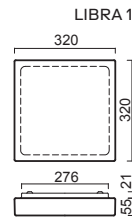
**LEGEND: Sensor** - kód svítidla s pohybovým HF senzorem / code for luminaire with HF sensor | **DALI** - kód svítidla se stravitelným DALI předřadníkem / code for luminaire with DALI driver | **Corridor** - kód pro svítidlo s Corridor funkcí (HF + DALI) / code for luminaire with Corridor function (HF + DALI) | **EM COMB (3h)** - kód nouzového kombinovaného svítidla (3h) / code for luminaire with emergency unit combined (3h) | **EM + Sensor (3h)** - kód nouzového kombinovaného svítidla (3h) s HF senzorem / code for luminaire with emergency unit combined (3h) and HF sensor



# LIBRA 1, 2

Montura bílá kovová  
Stínidlo třivrstvé opálové sklo s matovaným povrchem  
Držení stínidla sklápovací držáky  
Umístění stropní / nástěnné

Fixture white metal  
Shade three-layer opal glass with matt surface  
Shade fixing folding two-step clamp holders  
Installation ceiling / wall



Náhradní stínidlo / spare shade  
**LIBRA 1 - code 20112**  
**LIBRA 2 - code 20113**

## LIBRA 1

320x320 mm



| on/off                      | type                     | source | [W]  | T [K] | IP   | BTTO[lm] | NTTO[lm] | sensor                      | DALI            | Corridor        | EM COMB (3h)                | EM+sensor                   |
|-----------------------------|--------------------------|--------|------|-------|------|----------|----------|-----------------------------|-----------------|-----------------|-----------------------------|-----------------------------|
| <b>LIB55311</b>             | IN-22NU2/232             | E27    | 2x10 |       | IP44 |          |          | <b>LIB55312</b>             |                 |                 |                             |                             |
| <b>LIB59105</b>             | LED-1L32E500NU2/232 3K   | LED    | 16   | 3000  | IP44 | 2500     | 1700     | <b>LIB59106</b>             | <b>LIB59107</b> | <b>LIB59108</b> | <b>LIB59114</b>             | <b>LIB59115</b>             |
| <b>LIB59109<sup>A</sup></b> | LED-1L32EMP700NU2/232 3K | LED    | 23   | 3000  | IP44 | 3370     | 2290     | <b>LIB59110<sup>A</sup></b> | <b>LIB59111</b> | <b>LIB59112</b> | <b>LIB59116<sup>A</sup></b> | <b>LIB59117<sup>A</sup></b> |
| <b>LIB59605</b>             | LED-1L32E500NU2/232 4K   | LED    | 16   | 4000  | IP44 | 2610     | 1770     | <b>LIB59606</b>             | <b>LIB59607</b> | <b>LIB59608</b> | <b>LIB59614</b>             | <b>LIB59615</b>             |
| <b>LIB59609<sup>A</sup></b> | LED-1L32EMP700NU2/232 4K | LED    | 23   | 4000  | IP44 | 3510     | 2390     | <b>LIB59610<sup>A</sup></b> | <b>LIB59611</b> | <b>LIB59612</b> | <b>LIB59616<sup>A</sup></b> | <b>LIB59617<sup>A</sup></b> |

<sup>A</sup> MULTI POWER LED DRIVER - nastavitelný výkon svítidla / adjustable power of light - více na / more at [www.osmont.cz](http://www.osmont.cz)

## LIBRA 2

420x420 mm



| on/off                      | type                     | source | [W]  | T [K] | IP   | BTTO[lm] | NTTO[lm] | sensor                      | DALI            | Corridor        | EM COMB (3h)                | EM+sensor |
|-----------------------------|--------------------------|--------|------|-------|------|----------|----------|-----------------------------|-----------------|-----------------|-----------------------------|-----------|
| <b>LIB55314</b>             | IN-32NU3/233             | E27    | 3x10 |       | IP44 |          |          | <b>LIB55315</b>             |                 |                 |                             |           |
| <b>LIB59118</b>             | LED-1L33E500NU3/233 3K   | LED    | 24   | 3000  | IP44 | 3750     | 2550     | <b>LIB59119</b>             | <b>LIB59120</b> | <b>LIB59121</b> | <b>LIB59127</b>             |           |
| <b>LIB59122<sup>A</sup></b> | LED-1L33EMP700NU3/233 3K | LED    | 34   | 3000  | IP44 | 5050     | 3430     | <b>LIB59123<sup>A</sup></b> | <b>LIB59124</b> | <b>LIB59125</b> | <b>LIB59128<sup>A</sup></b> |           |
| <b>LIB59618</b>             | LED-1L33E500NU3/233 4K   | LED    | 24   | 4000  | IP44 | 3910     | 2660     | <b>LIB59619</b>             | <b>LIB59620</b> | <b>LIB59621</b> | <b>LIB59627</b>             |           |
| <b>LIB59622<sup>A</sup></b> | LED-1L33EMP700NU3/233 4K | LED    | 34   | 4000  | IP44 | 5270     | 3580     | <b>LIB59623<sup>A</sup></b> | <b>LIB59624</b> | <b>LIB59625</b> | <b>LIB59628<sup>A</sup></b> |           |

<sup>A</sup> MULTI POWER LED DRIVER - nastavitelný výkon svítidla / adjustable power of light - více na / more at [www.osmont.cz](http://www.osmont.cz)

### PROVEDENÍ NA ZAKÁZKU / CUSTOM SOLUTIONS

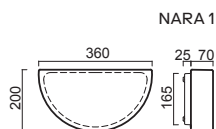
|   |   |   |  |   |  |  |
|---|---|---|--|---|--|--|
| <b>1800 K</b><br><b>6500 K</b>                                      | <b>CRI &gt;90</b><br><b>CRI &gt;95</b>                  | <b>RAL</b>  |  |   | <b>TW</b>  | <b>SELF TEST</b>                                     |
| atypická teplota chromatickosti / atypical chromaticity temperature | vyšší index podání barev / higher color rendering index | jiná barva základny dle RAL / other base color according to RAL | modul pro ovládání pomocí bluetooth / bluetooth control module | modul pro ovládání chytrou domácností / smart home control module | možnost vybavení TUNABLE WHITE / possible with TUNABLE WHITE | SELF TEST nouzový modul / SELF TEST emergency module |

**LEGEND: Sensor** - kód svítidla s pohybovým HF senzorem / code for luminaire with HF sensor | **DALI** - kód svítidla se stmívatelným DALI předřadníkem / code for luminaire with DALI driver | **Corridor** - kód pro svítidlo s Corridor funkcí (HF + DALI) / code for luminaire with Corridor function (HF + DALI) | **EM COMB (3h)** - kód nouzového kombinovaného svítidla (3h) / code for luminaire with emergency unit combined (3h) | **EM + Sensor (3h)** - kód nouzového kombinovaného svítidla (3h) s HF senzorem / code for luminaire with emergency unit combined (3h) and HF sensor

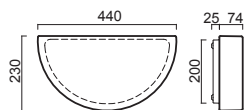
# NARA 1, 2

Montura bílá kovová  
Stínidlo třívrstvé opalové sklo s matovaným povrchem  
Držení stínidla sklápovací držáky  
Umístění stropní / nástěnné

Fixture white metal  
Shade three-layer opal glass with matt surface  
Shade fixing folding two-step clamp holders  
Installation ceiling / wall



NARA 1



NARA 2



Náhradní stínidlo / spare shade  
**NARA 1 - code 20105**  
**NARA 2 - code 20106**

## NARA 1

360x200 mm



| on/off   | type                   | source | [W] | T [K] | IP   | BTTO[lm] | NTTO[lm] | sensor   | DALI     | Corridor | EM COMB (3h) | EM+sensor |
|----------|------------------------|--------|-----|-------|------|----------|----------|----------|----------|----------|--------------|-----------|
| NAR44240 | IN-22U41/201           | E27    | 2x7 |       | IP43 |          |          |          |          |          |              |           |
| NAR48180 | LED-1L41E700U41/201 3K | LED    | 13  | 3000  | IP43 | 2020     | 1370     | NAR48182 | NAR48181 |          | NAR48183     |           |
| NAR48680 | LED-1L41E700U41/201 4K | LED    | 13  | 4000  | IP43 | 2110     | 1430     | NAR48682 | NAR48681 |          | NAR48683     |           |

## NARA 2

440x230 mm



| on/off   | type                   | source | [W]  | T [K] | IP   | BTTO[lm] | NTTO[lm] | sensor   | DALI     | Corridor | EM COMB (3h) | EM+sensor |
|----------|------------------------|--------|------|-------|------|----------|----------|----------|----------|----------|--------------|-----------|
| NAR44245 | IN-22U42/202           | E27    | 2x10 |       | IP43 |          |          |          |          |          |              |           |
| NAR48184 | LED-1L42E700U42/202 3K | LED    | 18   | 3000  | IP43 | 2690     | 1750     | NAR48186 | NAR48185 |          | NAR48187     |           |
| NAR48684 | LED-1L42E700U42/202 4K | LED    | 18   | 4000  | IP43 | 2810     | 1830     | NAR48686 | NAR48685 |          | NAR48687     |           |

### PROVEDENÍ NA ZAKÁZKU / CUSTOM SOLUTIONS

|   |   |   |  |   |  |
|---|---|---|--|---|--|
| <b>1800 K</b><br><b>6500 K</b>                                      | <b>CRI &gt;90</b><br><b>CRI &gt;95</b>                  | <b>RAL</b>  |  |   | <b>SELF TEST</b>                                     |
| atypická teplota chromatičnosti / atypical chromaticity temperature | vyšší index podání barev / higher color rendering index | jiná barva základny dle RAL / other base color according to RAL | modul pro ovládání pomocí bluetooth / bluetooth control module | modul pro ovládání chytrou domácností / smart home control module | SELF TEST nouzový modul / SELF TEST emergency module |

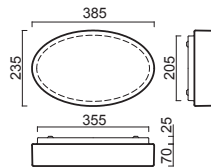
**LEGEND: Sensor** - kód svítidla s pohybovým HF senzorem / code for luminaire with HF sensor | **DALI** - kód svítidla se stravitelným DALI předřadníkem / code for luminaire with DALI driver | **Corridor** - kód pro svítidlo s Corridor funkcí (HF + DALI) / code for luminaire with Corridor function (HF + DALI) | **EM COMB (3h)** - kód nouzového kombinovaného svítidla (3h) / code for luminaire with emergency unit combined (3h) | **EM + Sensor (3h)** - kód nouzového kombinovaného svítidla (3h) s HF senzorem / code for luminaire with emergency unit combined (3h) and HF sensor

# GEMINI 1, 2

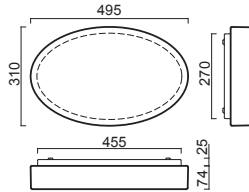
Montura bílá kovová  
Stínidlo třívrstvé opálové sklo s matovaným povrchem  
Držení stínidla sklápovací držáky  
Umístění stropní / nástěnné

Fixture white metal  
Shade three-layer opal glass with matt surface  
Shade fixing folding two-step clamp holders  
Installation ceiling / wall

GEMINI 1



GEMINI 2



Náhradní stínidlo / spare shade  
GEMINI 1 - code 20107  
GEMINI 2 - code 20108

## GEMINI 1

385x235mm



| on/off   | type                   | source | [W] | T [K] | IP   | BTTO[m] | NTTO[m] | sensor   | DALI     | Corridor | EM COMB (3h) | EM+sensor |
|----------|------------------------|--------|-----|-------|------|---------|---------|----------|----------|----------|--------------|-----------|
| GEM44251 | IN-22U47/207           | E27    | 2x7 |       | IP43 |         |         |          |          |          |              |           |
| GEM48188 | LED-1L47E700U47/207 3K | LED    | 18  | 3000  | IP43 | 2690    | 1750    | GEM48191 | GEM48190 |          | GEM48192     |           |
| GEM48688 | LED-1L47E700U47/207 4K | LED    | 18  | 4000  | IP43 | 2810    | 1830    | GEM48691 | GEM48690 |          | GEM48692     |           |

## GEMINI 2

495x310mm



| on/off   | type                   | source | [W]  | T [K] | IP   | BTTO[m] | NTTO[m] | sensor   | DALI     | Corridor | EM COMB (3h) | EM+sensor |
|----------|------------------------|--------|------|-------|------|---------|---------|----------|----------|----------|--------------|-----------|
| GEM44256 | IN-22U48/208           | E27    | 2x10 |       | IP43 |         |         | GEM44259 |          |          |              |           |
| GEM48193 | LED-1L48E700U48/208 3K | LED    | 27   | 3000  | IP43 | 4040    | 2710    | GEM48197 | GEM48196 |          | GEM48198     |           |
| GEM48693 | LED-1L48E700U48/208 4K | LED    | 27   | 4000  | IP43 | 4220    | 2830    | GEM48697 | GEM48696 |          | GEM48698     |           |

### PROVEDENÍ NA ZAKÁZKU / CUSTOM SOLUTIONS

|   |   |   |  |   |  |
|---|---|---|--|---|--|
| 1800 K<br>6500 K  | CRI >90<br>CRI >95                                      | RAL   | Bluetooth  | Smart Home  | SELF TEST  |
| atypická teplota chromatičnosti / atypical chromaticity temperature | vyšší index podání barev / higher color rendering index | jiná barva základny dle RAL / other base color according to RAL | modul pro ovládání pomocí bluetooth / bluetooth control module | modul pro ovládání chytrou domácností / smart home control module | SELF TEST nouzový modul / SELF TEST emergency module |

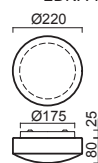
**LEGEND: Sensor** - kód svítidla s pohybovým HF senzorem / code for luminaire with HF sensor | **DALI** - kód svítidla se strmiitelným DALI předřadníkem / code for luminaire with DALI driver | **Corridor** - kód pro svítidlo s Corridor funkcí (HF + DALI) / code for luminaire with Corridor function (HF + DALI) | **EM COMB (3h)** - kód nouzového kombinovaného svítidla (3h) / code for luminaire with emergency unit combined (3h) | **EM + Sensor (3h)** - kód nouzového kombinovaného svítidla (3h) s HF senzorem / code for luminaire with emergency unit combined (3h) and HF sensor

# EDNA 1, 2

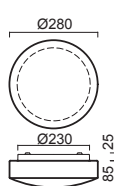
Montura bílá kovová (IP43) nebo plastová (IP43, třída II.)  
Stínidlo třívrstvé opalové sklo s matovaným povrchem  
Držení stínidla sklápovací držáky  
Umístění stropní / nástěnné

Fixture white metal (IP43) or plastic (IP43, class II.)  
Shade three-layer opal glass with matt surface  
Shade fixing folding two-step clamp holders  
Installation ceiling / wall

EDNA 1



EDNA 2



Náhradní stínidlo / spare shade  
EDNA 1 - code 20009  
EDNA 2 - code 20010

## EDNA 1

Ø 220 mm



| on/off                          | type                 | source | [W] | T [K] | IP   | BTTO[lm] | NTTO[lm] | sensor | DALI | Corridor | EM COMB (3h) | EM+sensor |
|---------------------------------|----------------------|--------|-----|-------|------|----------|----------|--------|------|----------|--------------|-----------|
| EDN41166                        | IN-12K2/020          | E27    | 7   |       | IP43 |          |          |        |      |          |              |           |
| EDN41176                        | IN-12DU2/020         | E27    | 7   |       | IP43 |          |          |        |      |          |              |           |
| EDN51350                        | LED-1L1E700K2/020 3K | LED    | 7   | 3000  | IP43 | 1010     | 740      |        |      |          |              |           |
| EDN51850                        | LED-1L1E700K2/020 4K | LED    | 7   | 4000  | IP43 | 1050     | 770      |        |      |          |              |           |
| <b>NOUZOVÉ / EMERGENCY - 1H</b> |                      |        |     |       |      |          |          |        |      |          |              |           |
| EDN47154                        | LED-NZ1WK2/020 4K    | LED    | 1   | 4000  | IP43 | 170      | 120      |        |      |          |              |           |

## EDNA 2

Ø 280 mm



| on/off                                       | type                             | source | [W] | T [K]     | IP   | BTTO[lm]  | NTTO[lm]  | sensor   | DALI     | Corridor | EM COMB (3h) | EM+sensor |
|--|----------------------------------|--------|-----|-----------|------|-----------|-----------|----------|----------|----------|--------------|-----------|
| EDN41183                                     | IN-12K52/022                     | E27    | 10  |           | IP43 |           |           | EDN46108 |          |          |              |           |
| EDN41184                                     | IN-22K52/022                     | E27    | 2x7 |           | IP43 |           |           |          |          |          |              |           |
| EDN41208                                     | IN-12DU52/022                    | E27    | 10  |           | IP43 |           |           |          |          |          |              |           |
| EDN71004                                     | LED-1L18E250K53/022 3K           | LED    | 11  | 3000      | IP43 | 1610      | 1130      | EDN71005 | EDN71006 |          | EDN71007     |           |
| EDN59134                                     | LED-1L18E350K53/022 3K           | LED    | 15  | 3000      | IP43 | 2230      | 1560      | EDN59135 | EDN59136 |          | EDN59138     |           |
| EDN71504                                     | LED-1L18E250K53/022 4K           | LED    | 11  | 4000      | IP43 | 1680      | 1180      | EDN71505 | EDN71506 |          | EDN71507     |           |
| EDN59634                                     | LED-1L18E350K53/022 4K           | LED    | 15  | 4000      | IP43 | 2320      | 1620      | EDN59635 | EDN59636 |          | EDN59638     |           |
| <b>PŘEPÍNATELNÉ / SWITCHABLE 3000K/4000K</b> |                                  |        |     |           |      |           |           |          |          |          |              |           |
| EDN71280                                     | LED-1L18E250K53/022 3/4K         | LED    | 11  | 3000/4000 | IP43 | 1610/1680 | 1130/1180 | EDN71281 | EDN71282 |          |              |           |
| EDN71283                                     | LED-1L18E350K53/022 3/4K         | LED    | 15  | 3000/4000 | IP43 | 2230/2320 | 1560/1620 | EDN71284 | EDN71285 |          |              |           |
| <b>TUNABLE WHITE 2700 - 6500K</b>            |                                  |        |     |           |      |           |           |          |          |          |              |           |
| EDN71286                                     | LED-1L18ET350K53/022 DALI 27-65K | LED    | 14  | 2700-6500 | IP43 | 2240      | 1570      |          |          |          |              |           |
| EDN71306                                     | LED-1L18ET350K53/022 BT 27-65K   | LED    | 14  | 2700-6500 | IP43 | 2240      | 1570      |          |          |          |              |           |

### PROVEDENÍ NA ZAKÁZKU / CUSTOM SOLUTIONS

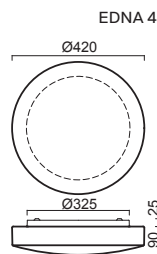
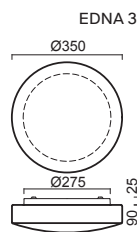
|   |   |   |  |   |  |
|---|---|---|--|---|--|
| 1800 K<br>6500 K  | CRI >90<br>CRI >95                                      | RAL   | Bluetooth  | WiFi  | SELF TEST  |
| atypická teplota chromatičnosti / atypical chromaticity temperature | vyšší index podání barev / higher color rendering index | jiná barva základny dle RAL / other base color according to RAL | modul pro ovládání pomocí bluetooth / bluetooth control module | modul pro ovládání chytrou domácností / smart home control module | SELF TEST novou modul / SELF TEST emergency module |

**LEGEND: Sensor** - kód svítidla s pohybovým HF senzorem / code for luminaire with HF sensor | **DALI** - kód svítidla se stravitelným DALI předřadníkem / code for luminaire with DALI driver | **Corridor** - kód pro svítidlo s Corridor funkcí (HF + DALI) / code for luminaire with Corridor function (HF + DALI) | **EM COMB (3h)** - kód nouzového kombinovaného svítidla (3h) / code for luminaire with emergency unit combined (3h) | **EM + Sensor (3h)** - kód nouzového kombinovaného svítidla (3h) s HF senzorem / code for luminaire with emergency unit combined (3h) and HF sensor

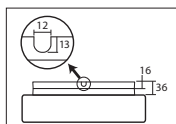
# EDNA 3, 4

Montura bílá kovová (IP43) nebo plastová (IP43, třída II.)  
 Stínidlo třívrstvé opálové sklo s matovaným povrchem  
 Držení stínidla sklápovací držáky  
 Umístění stropní / nástěnné

Fixture white metal (IP43) or plastic (IP43, class II.)  
 Shade three-layer opal glass with matt surface  
 Shade fixing folding two-step clamp holders  
 Installation ceiling / wall



Náhradní stínidlo / spare shade  
**EDNA 3 - code 20011**  
**EDNA 4 - code 20054**



Podstavec pro boční přívod /  
 base for side supply  
**EDNA 3 - code 33501**

## EDNA 3

Ø 350 mm



| on/off                                       | type                             | source | [W]  | T [K]     | IP   | BTTO[lm]  | NTTO[lm]  | sensor                      | DALI            | Corridor        | EM COMB (3h)                | EM+sensor                   |
|--|----------------------------------|--------|------|-----------|------|-----------|-----------|-----------------------------|-----------------|-----------------|-----------------------------|-----------------------------|
| <b>EDN43050</b>                              | IN-12K63/024                     | E27    | 13   |           | IP43 |           |           | <b>EDN46110</b>             |                 |                 |                             |                             |
| <b>EDN41221</b>                              | IN-22K63/024                     | E27    | 2x10 |           | IP43 |           |           |                             |                 |                 |                             |                             |
| <b>EDN41232</b>                              | IN-22DU63/024                    | E27    | 2x10 |           | IP43 |           |           |                             |                 |                 |                             |                             |
| <b>EDN59139</b>                              | LED-1L14E500K63/024 3K           | LED    | 13   | 3000      | IP43 | 2000      | 1400      | <b>EDN59140</b>             | <b>EDN59141</b> | <b>EDN59142</b> | <b>EDN59147</b>             | <b>EDN59148</b>             |
| <b>EDN59143<sup>A</sup></b>                  | LED-1L14EMP700K63/024 3K         | LED    | 18   | 3000      | IP43 | 2690      | 1880      | <b>EDN59144<sup>A</sup></b> | <b>EDN59145</b> | <b>EDN59146</b> | <b>EDN59149<sup>A</sup></b> | <b>EDN59150<sup>A</sup></b> |
| <b>EDN59639</b>                              | LED-1L14E500K63/024 4K           | LED    | 13   | 4000      | IP43 | 2080      | 1460      | <b>EDN59640</b>             | <b>EDN59641</b> | <b>EDN59642</b> | <b>EDN59647</b>             | <b>EDN59648</b>             |
| <b>EDN59643<sup>A</sup></b>                  | LED-1L14EMP700K63/024 4K         | LED    | 18   | 4000      | IP43 | 2810      | 1970      | <b>EDN59644<sup>A</sup></b> | <b>EDN59645</b> | <b>EDN59646</b> | <b>EDN59649<sup>A</sup></b> | <b>EDN59650<sup>A</sup></b> |
| <b>PŘEPÍNATELNÉ / SWITCHABLE 3000K/4000K</b> |                                  |        |      |           |      |           |           |                             |                 |                 |                             |                             |
| <b>EDN71287</b>                              | LED-1L14E500K63/024 3/4K         | LED    | 13   | 3000/4000 | IP43 | 2000/2080 | 1400/1460 | <b>EDN71288</b>             | <b>EDN71289</b> |                 |                             |                             |
| <b>EDN71290<sup>A</sup></b>                  | LED-1L14EMP700K63/024 3/4K       | LED    | 18   | 3000/4000 | IP43 | 2690/2810 | 1880/1970 | <b>EDN71291<sup>A</sup></b> | <b>EDN71292</b> |                 |                             |                             |
| <b>TUNABLE WHITE 2700 - 6500K</b>            |                                  |        |      |           |      |           |           |                             |                 |                 |                             |                             |
| <b>EDN63088</b>                              | LED-1L14ET700K63/024 DALI 27-65K | LED    | 18   | 2700-6500 | IP43 | 2710      | 1900      |                             |                 |                 |                             |                             |
| <b>EDN63141</b>                              | LED-1L14ET700K63/024 BT 27-65K   | LED    | 18   | 2700-6500 | IP43 | 2710      | 1900      |                             |                 |                 |                             |                             |

<sup>A</sup> MULTI POWER LED DRIVER - nastavitelný výkon svítidla / adjustable power of light - více na / more at [www.osmont.cz](http://www.osmont.cz)

## EDNA 4

Ø 420 mm



| on/off                                       | type                             | source | [W]  | T [K]     | IP   | BTTO[lm]  | NTTO[lm]  | sensor                      | DALI            | Corridor        | EM COMB (3h)                | EM+sensor                   |
|--|----------------------------------|--------|------|-----------|------|-----------|-----------|-----------------------------|-----------------|-----------------|-----------------------------|-----------------------------|
| <b>EDN43030</b>                              | IN-22K74/026                     | E27    | 2x10 |           | IP43 |           |           | <b>EDN43039</b>             |                 |                 |                             |                             |
| <b>EDN59151</b>                              | LED-1L15E500K74/026 3K           | LED    | 19   | 3000      | IP43 | 3000      | 1950      | <b>EDN59152</b>             | <b>EDN59153</b> | <b>EDN59154</b> | <b>EDN59160</b>             | <b>EDN59161</b>             |
| <b>EDN59155<sup>A</sup></b>                  | LED-1L15EMP700K74/026 3K         | LED    | 27   | 3000      | IP43 | 4040      | 2630      | <b>EDN59156<sup>A</sup></b> | <b>EDN59157</b> | <b>EDN59158</b> | <b>EDN59162<sup>A</sup></b> | <b>EDN59163<sup>A</sup></b> |
| <b>EDN59651</b>                              | LED-1L15E500K74/026 4K           | LED    | 19   | 4000      | IP43 | 3130      | 2030      | <b>EDN59652</b>             | <b>EDN59653</b> | <b>EDN59654</b> | <b>EDN59660</b>             | <b>EDN59661</b>             |
| <b>EDN59655<sup>A</sup></b>                  | LED-1L15EMP700K74/026 4K         | LED    | 27   | 4000      | IP43 | 4220      | 2740      | <b>EDN59656<sup>A</sup></b> | <b>EDN59657</b> | <b>EDN59658</b> | <b>EDN59662<sup>A</sup></b> | <b>EDN59663<sup>A</sup></b> |
| <b>PŘEPÍNATELNÉ / SWITCHABLE 3000K/4000K</b> |                                  |        |      |           |      |           |           |                             |                 |                 |                             |                             |
| <b>EDN71293</b>                              | LED-1L15E500K74/026 3/4K         | LED    | 19   | 3000/4000 | IP43 | 3000/3130 | 1950/2030 | <b>EDN71294</b>             | <b>EDN71295</b> |                 |                             |                             |
| <b>EDN71296<sup>A</sup></b>                  | LED-1L15EMP700K74/026 3/4K       | LED    | 27   | 3000/4000 | IP43 | 4040/4220 | 2630/2740 | <b>EDN71297<sup>A</sup></b> | <b>EDN71298</b> |                 |                             |                             |
| <b>TUNABLE WHITE 2700 - 6500K</b>            |                                  |        |      |           |      |           |           |                             |                 |                 |                             |                             |
| <b>EDN71299</b>                              | LED-1L15ET700K74/026 DALI 27-65K | LED    | 26   | 2700-6500 | IP43 | 4070      | 2650      |                             |                 |                 |                             |                             |
| <b>EDN71307</b>                              | LED-1L15ET700K74/026 BT 27-65K   | LED    | 26   | 2700-6500 | IP43 | 4070      | 2650      |                             |                 |                 |                             |                             |

<sup>A</sup> MULTI POWER LED DRIVER - nastavitelný výkon svítidla / adjustable power of light - více na / more at [www.osmont.cz](http://www.osmont.cz)

### PROVEDENÍ NA KAZÁZKU / CUSTOM SOLUTIONS



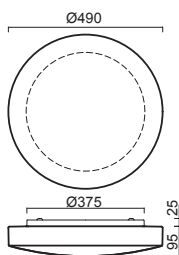
atypická teplota chromatičnosti / atypical chromaticity temperature  
 vyšší index podání barev / higher color rendering index  
 jiná barva základny dle RAL / other base color according to RAL  
 modul pro ovládání pomocí bluetooth / bluetooth control module  
 modul pro ovládání chytrou domácností / smart home control module  
 SELF TEST nouzový modul / SELF TEST emergency module

**LEGEND: Sensor** - kód svítidla s pohybovým HF senzorem / code for luminaire with HF sensor | **DALI** - kód svítidla se stmívatelným DALI předřadníkem / code for luminaire with DALI driver | **Corridor** - kód pro svítidlo s Corridor funkcí (HF + DALI) / code for luminaire with Corridor function (HF + DALI) | **EM COMB (3h)** - kód nouzového kombinovaného svítidla (3h) / code for luminaire with emergency unit combined (3h) | **EM + Sensor (3h)** - kód nouzového kombinovaného svítidla (3h) s HF senzorem / code for luminaire with emergency unit combined (3h) and HF sensor

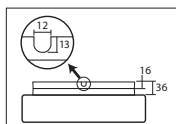
# EDNA 5

Montura bílá kovová  
Stínidlo třívrstvé opálové sklo s matovaným povrchem  
Držení stínidla sklápovací držáky  
Umístění stropní / nástěnné

Fixture white metal  
Shade three-layer opal glass with matt surface  
Shade fixing folding two-step clamp holders  
Installation ceiling / wall



Náhradní stínidlo / spare shade  
code 20070



Podstavec pro boční přívod /  
base for side supply  
code 33502

# EDNA 5



Ø 490 mm

| on/off                                       | type                             | source | [W]  | T [K]     | IP   | BTTO[lm]  | NTTO[lm]  | sensor                | DALI     | Corridor | EM COMB (3h)          | EM+sensor |
|--|----------------------------------|--------|------|-----------|------|-----------|-----------|-----------------------|----------|----------|-----------------------|-----------|
| EDN43051                                     | IN-32K88/028                     | E27    | 3x10 |           | IP43 |           |           | EDN43058              |          |          |                       |           |
| EDN59164                                     | LED-1L16E500K88/028 3K           | LED    | 24   | 3000      | IP43 | 3750      | 2440      | EDN59165              | EDN59166 | EDN59167 | EDN59169              |           |
| EDN51373 <sup>A</sup>                        | LED-1L16EMP700K88/028 3K         | LED    | 34   | 3000      | IP43 | 5050      | 3280      | EDN51378 <sup>A</sup> | EDN51376 | EDN59168 | EDN51380 <sup>A</sup> |           |
| EDN59664                                     | LED-1L16E500K88/028 4K           | LED    | 24   | 4000      | IP43 | 3910      | 2540      | EDN59665              | EDN59666 | EDN59667 | EDN59669              |           |
| EDN51873 <sup>A</sup>                        | LED-1L16EMP700K88/028 4K         | LED    | 34   | 4000      | IP43 | 5270      | 3430      | EDN51878 <sup>A</sup> | EDN51876 | EDN59668 | EDN51880 <sup>A</sup> |           |
| <b>PŘEPÍNATELNÉ / SWITCHABLE 3000K/4000K</b> |                                  |        |      |           |      |           |           |                       |          |          |                       |           |
| EDN71300                                     | LED-1L16E500K88/028 3/4K         | LED    | 24   | 3000/4000 | IP43 | 3750/3910 | 2440/2540 | EDN71301              | EDN71302 |          |                       |           |
| EDN71303 <sup>A</sup>                        | LED-1L16EMP700K88/028 3/4K       | LED    | 34   | 3000/4000 | IP43 | 5050/5270 | 3280/3430 | EDN71304 <sup>A</sup> | EDN71305 |          |                       |           |
| <b>TUNABLE WHITE 2700 - 6500K</b>            |                                  |        |      |           |      |           |           |                       |          |          |                       |           |
| EDN63089                                     | LED-1L16ET700K88/028 DALI 27-65K | LED    | 33   | 2700-6500 | IP43 | 5090      | 3310      |                       |          |          |                       |           |
| EDN63142                                     | LED-1L16ET700K88/028 BT 27-65K   | LED    | 33   | 2700-6500 | IP43 | 5090      | 3310      |                       |          |          |                       |           |

<sup>A</sup> MULTI POWER LED DRIVER - nastavitelný výkon svítidla / adjustable power of light - více na / more at [www.osmont.cz](http://www.osmont.cz)

## PROVEDENÍ NA ZAKÁZKU / CUSTOM SOLUTIONS

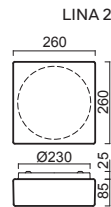

|   |   |   |  |   |  |
|---|---|---|--|---|--|
| <b>1800 K<br/>6500 K</b>  | <b>CRI &gt;90<br/>CRI &gt;95</b>                        | <b>RAL</b>  |  |   | <b>SELF TEST</b>                                     |
| atypická teplota chromatičnosti / atypical chromaticity temperature | vyšší index podání barev / higher color rendering index | jiná barva základny dle RAL / other base color according to RAL | modul pro ovládání pomocí bluetooth / bluetooth control module | modul pro ovládání chytrou domácností / smart home control module | SELF TEST nouzový modul / SELF TEST emergency module |

**LEGEND: Sensor** - kód svítidla s pohybovým HF senzorem / code for luminaire with HF sensor | **DALI** - kód svítidla se stmívatelným DALI předřadníkem / code for luminaire with DALI driver | **Corridor** - kód pro svítidlo s Corridor funkcí (HF + DALI) / code for luminaire with Corridor function (HF + DALI) | **EM COMB (3h)** - kód nouzového kombinovaného svítidla (3h) / code for luminaire with emergency unit combined (3h) | **EM + Sensor (3h)** - kód nouzového kombinovaného svítidla (3h) s HF senzorem / code for luminaire with emergency unit combined (3h) and HF sensor

# LINA 1, 2

Montura bílá kovová (IP43) nebo plastová (IP43, třída II.)  
 Stínidlo třívrstvé opálové sklo s matovaným povrchem  
 Držení stínidla sklápovací držáky  
 Umístění stropní / nástěnné

Fixture white metal (IP43) or plastic (IP43, class II.)  
 Shade three-layer opal glass with matt surface  
 Shade fixing folding two-step clamp holders  
 Installation ceiling / wall



Náhradní stínidlo / spare shade  
**LINA 1 - code 20012**  
**LINA 2 - code 20013**

## LINA 1

200x200mm



| on/off                          | type                  | source | [W] | T [K] | IP   | BTTO[lm] | NTTO[lm] | sensor | DALI | Corridor | EM COMB (3h) | EM+sensor |
|---------------------------------|-----------------------|--------|-----|-------|------|----------|----------|--------|------|----------|--------------|-----------|
| LIN41252                        | IN-12K2/033           | E27    | 7   |       | IP43 |          |          |        |      |          |              |           |
| LIN41262                        | IN-12DU2/033          | E27    | 7   |       | IP43 |          |          |        |      |          |              |           |
| LIN51381                        | LED-1L11E700K2/033 3K | LED    | 7   | 3000  | IP43 | 1010     | 740      |        |      |          |              |           |
| LIN51881                        | LED-1L11E700K2/033 4K | LED    | 7   | 4000  | IP43 | 1050     | 770      |        |      |          |              |           |
| <b>NOUZOVÉ / EMERGENCY - 1H</b> |                       |        |     |       |      |          |          |        |      |          |              |           |
| LIN47166                        | LED-NZ1WK2/033 4K     | LED    | 1   | 4000  | IP43 | 170      | 120      |        |      |          |              |           |

## LINA 2

260x260mm



| on/off                                       | type                             | source | [W] | T [K]     | IP   | BTTO[lm]  | NTTO[lm]  | sensor   | DALI     | Corridor | EM COMB (3h) | EM+sensor |
|--|----------------------------------|--------|-----|-----------|------|-----------|-----------|----------|----------|----------|--------------|-----------|
| LIN41269                                     | IN-12K53/035                     | E27    | 10  |           | IP43 |           |           | LIN46112 |          |          |              |           |
| LIN41270                                     | IN-22K53/035                     | E27    | 2x7 |           | IP43 |           |           |          |          |          |              |           |
| LIN41294                                     | IN-12DU53/035                    | E27    | 10  |           | IP43 |           |           |          |          |          |              |           |
| LIN71008                                     | LED-1L18E250K53/035 3K           | LED    | 11  | 3000      | IP43 | 1610      | 1160      | LIN71009 | LIN71010 |          | LIN71011     |           |
| LIN59174                                     | LED-1L18E350K53/035 3K           | LED    | 15  | 3000      | IP43 | 2230      | 1610      | LIN59175 | LIN59176 |          | LIN59178     |           |
| LIN71508                                     | LED-1L18E250K53/035 4K           | LED    | 11  | 4000      | IP43 | 1680      | 1210      | LIN71509 | LIN71510 |          | LIN71511     |           |
| LIN59674                                     | LED-1L18E350K53/035 4K           | LED    | 15  | 4000      | IP43 | 2320      | 1670      | LIN59675 | LIN59676 |          | LIN59678     |           |
| <b>PŘEPÍNATELNÉ / SWITCHABLE 3000K/4000K</b> |                                  |        |     |           |      |           |           |          |          |          |              |           |
| LIN71306                                     | LED-1L18E250K53/035 3/4K         | LED    | 11  | 3000/4000 | IP43 | 1610/1680 | 1160/1210 | LIN71307 | LIN71308 |          |              |           |
| LIN71309                                     | LED-1L18E350K53/035 3/4K         | LED    | 15  | 3000/4000 | IP43 | 2230/2320 | 1610/1670 | LIN71310 | LIN71311 |          |              |           |
| <b>TUNABLE WHITE 2700 - 6500K</b>            |                                  |        |     |           |      |           |           |          |          |          |              |           |
| LIN71312                                     | LED-1L18ET350K53/035 DALI 27-65K | LED    | 14  | 2700-6500 | IP43 | 2240      | 1610      |          |          |          |              |           |
| LIN71332                                     | LED-1L18ET350K53/035 BT 27-65K   | LED    | 14  | 2700-6500 | IP43 | 2240      | 1610      |          |          |          |              |           |

### PROVEDENÍ NA ZAKÁZKU / CUSTOM SOLUTIONS

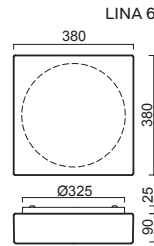
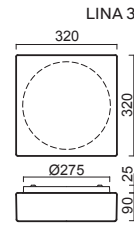
|   |   |   |  |   |  |
|---|---|---|--|---|--|
| <b>1800 K</b><br><b>6500 K</b>                                      | <b>CRI &gt;90</b><br><b>CRI &gt;95</b>                  | <b>RAL</b>  |  |   | <b>SELF TEST</b>                                     |
| atypická teplota chromatičnosti / atypical chromaticity temperature | vyšší index podání barev / higher color rendering index | jiná barva základny dle RAL / other base color according to RAL | modul pro ovládání pomocí bluetooth / bluetooth control module | modul pro ovládání chytrou domácností / smart home control module | SELF TEST nouzový modul / SELF TEST emergency module |

**LEGEND: Sensor** - kód svítidla s pohybovým HF senzorem / code for luminaire with HF sensor | **DALI** - kód svítidla se strímatelným DALI předřadníkem / code for luminaire with DALI driver | **Corridor** - kód pro svítidlo s Corridor funkcí (HF + DALI) / code for luminaire with Corridor function (HF + DALI) | **EM COMB (3h)** - kód nouzového kombinovaného svítidla (3h) / code for luminaire with emergency unit combined (3h) | **EM + Sensor (3h)** - kód nouzového kombinovaného svítidla (3h) s HF senzorem / code for luminaire with emergency unit combined (3h) and HF sensor

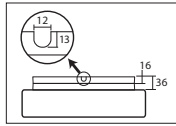
# LINA 3, 6

Montura bílá kovová (IP43) nebo plastová (IP43, třída II.)  
Stínidlo třívrstvé opalové sklo s matovaným povrchem  
Držení stínidla sklápovací držáky  
Umístění stropní / nástěnné

Fixture white metal (IP43) or plastic (IP43, class II.)  
Shade three-layer opal glass with matt surface  
Shade fixing folding two-step clamp holders  
Installation ceiling / wall



Náhradní stínidlo / spare shade  
**LINA 3 - code 20014**  
**LINA 6 - code 20053**



Podstavec pro boční přívod /  
base for side supply  
**LINA 3 - code 33501**

## LINA 3

320x320 mm



| on/off                                       | type                             | source | [W]  | T [K]     | IP   | BTTO[lm]  | NTTO[lm]  | sensor                      | DALI            | Corridor        | EM COMB (3h)                | EM+sensor                   |
|--|----------------------------------|--------|------|-----------|------|-----------|-----------|-----------------------------|-----------------|-----------------|-----------------------------|-----------------------------|
| <b>LIN43047</b>                              | IN-12K64/037                     | E27    | 13   |           | IP43 |           |           | <b>LIN46114</b>             |                 |                 |                             |                             |
| <b>LIN41307</b>                              | IN-22K64/037                     | E27    | 2x10 |           | IP43 |           |           |                             |                 |                 |                             |                             |
| <b>LIN41318</b>                              | IN-22DU64/037                    | E27    | 2x10 |           | IP43 |           |           |                             |                 |                 |                             |                             |
| <b>LIN59179</b>                              | LED-1L14E500K64/037 3K           | LED    | 13   | 3000      | IP43 | 2000      | 1360      | <b>LIN59180</b>             | <b>LIN59181</b> | <b>LIN59182</b> | <b>LIN59187</b>             | <b>LIN59188</b>             |
| <b>LIN59183<sup>A</sup></b>                  | LED-1L14EMP700K64/037 3K         | LED    | 18   | 3000      | IP43 | 2690      | 1830      | <b>LIN59184<sup>A</sup></b> | <b>LIN59185</b> | <b>LIN59186</b> | <b>LIN59189<sup>A</sup></b> | <b>LIN59190<sup>A</sup></b> |
| <b>LIN59679</b>                              | LED-1L14E500K64/037 4K           | LED    | 13   | 4000      | IP43 | 2080      | 1410      | <b>LIN59680</b>             | <b>LIN59681</b> | <b>LIN59682</b> | <b>LIN59687</b>             | <b>LIN59688</b>             |
| <b>LIN59683<sup>A</sup></b>                  | LED-1L14EMP700K64/037 4K         | LED    | 18   | 4000      | IP43 | 2810      | 1910      | <b>LIN59684<sup>A</sup></b> | <b>LIN59685</b> | <b>LIN59686</b> | <b>LIN59689<sup>A</sup></b> | <b>LIN59690<sup>A</sup></b> |
| <b>PŘEPÍNATELNÉ / SWITCHABLE 3000K/4000K</b> |                                  |        |      |           |      |           |           |                             |                 |                 |                             |                             |
| <b>LIN71313</b>                              | LED-1L14E500K64/037 3/4K         | LED    | 13   | 3000/4000 | IP43 | 2000/2080 | 1360/1410 | <b>LIN71314</b>             | <b>LIN71315</b> |                 |                             |                             |
| <b>LIN71316<sup>A</sup></b>                  | LED-1L14EMP700K64/037 3/4K       | LED    | 18   | 3000/4000 | IP43 | 2690/2810 | 1830/1910 | <b>LIN71317<sup>A</sup></b> | <b>LIN71318</b> |                 |                             |                             |
| <b>TUNABLE WHITE 2700 - 6500K</b>            |                                  |        |      |           |      |           |           |                             |                 |                 |                             |                             |
| <b>LIN63090</b>                              | LED-1L14ET700K64/037 DALI 27-65K | LED    | 18   | 2700-6500 | IP43 | 2710      | 1840      |                             |                 |                 |                             |                             |
| <b>LIN63143</b>                              | LED-1L14ET700K64/037 BT 27-65K   | LED    | 18   | 2700-6500 | IP43 | 2710      | 1840      |                             |                 |                 |                             |                             |

<sup>A</sup> MULTI POWER LED DRIVER - nastavitelný výkon svítidla / adjustable power of light - více na / more at [www.osmont.cz](http://www.osmont.cz)

## LINA 6

380x380 mm



| on/off                                       | type                             | source | [W]  | T [K]     | IP   | BTTO[lm]  | NTTO[lm]  | sensor                      | DALI            | Corridor        | EM COMB (3h)                | EM+sensor                   |
|--|----------------------------------|--------|------|-----------|------|-----------|-----------|-----------------------------|-----------------|-----------------|-----------------------------|-----------------------------|
| <b>LIN42310</b>                              | IN-22K76/039                     | E27    | 2x10 |           | IP43 |           |           | <b>LIN46118</b>             |                 |                 |                             |                             |
| <b>LIN59191</b>                              | LED-1L15E500K76/039 3K           | LED    | 19   | 3000      | IP43 | 3000      | 2040      | <b>LIN59192</b>             | <b>LIN59193</b> | <b>LIN59194</b> | <b>LIN59200</b>             | <b>LIN59201</b>             |
| <b>LIN59195<sup>A</sup></b>                  | LED-1L15EMP700K76/039 3K         | LED    | 27   | 3000      | IP43 | 4040      | 2750      | <b>LIN59196<sup>A</sup></b> | <b>LIN59197</b> | <b>LIN59198</b> | <b>LIN59202<sup>A</sup></b> | <b>LIN59203<sup>A</sup></b> |
| <b>LIN59691</b>                              | LED-1L15E500K76/039 4K           | LED    | 19   | 4000      | IP43 | 3130      | 2130      | <b>LIN59692</b>             | <b>LIN59693</b> | <b>LIN59694</b> | <b>LIN59700</b>             | <b>LIN59701</b>             |
| <b>LIN59695<sup>A</sup></b>                  | LED-1L15EMP700K76/039 4K         | LED    | 27   | 4000      | IP43 | 4220      | 2870      | <b>LIN59696<sup>A</sup></b> | <b>LIN59697</b> | <b>LIN59698</b> | <b>LIN59702<sup>A</sup></b> | <b>LIN59703<sup>A</sup></b> |
| <b>PŘEPÍNATELNÉ / SWITCHABLE 3000K/4000K</b> |                                  |        |      |           |      |           |           |                             |                 |                 |                             |                             |
| <b>LIN71319</b>                              | LED-1L15E500K76/039 3/4K         | LED    | 19   | 3000/4000 | IP43 | 3000/3130 | 2040/2130 | <b>LIN71320</b>             | <b>LIN71321</b> |                 |                             |                             |
| <b>LIN71322<sup>A</sup></b>                  | LED-1L15EMP700K76/039 3/4K       | LED    | 27   | 3000/4000 | IP43 | 4040/4220 | 2750/2870 | <b>LIN71323<sup>A</sup></b> | <b>LIN71324</b> |                 |                             |                             |
| <b>TUNABLE WHITE 2700 - 6500K</b>            |                                  |        |      |           |      |           |           |                             |                 |                 |                             |                             |
| <b>LIN71325</b>                              | LED-1L15ET700K76/039 DALI 27-65K | LED    | 26   | 2700-6500 | IP43 | 4070      | 2770      |                             |                 |                 |                             |                             |
| <b>LIN71333</b>                              | LED-1L15ET700K76/039 BT 27-65K   | LED    | 26   | 2700-6500 | IP43 | 4070      | 2770      |                             |                 |                 |                             |                             |

<sup>A</sup> MULTI POWER LED DRIVER - nastavitelný výkon svítidla / adjustable power of light - více na / more at [www.osmont.cz](http://www.osmont.cz)

### PROVEDENÍ NA ZAKÁZKU / CUSTOM SOLUTIONS

|   |   |   |  |   |  |
|---|---|---|--|---|--|
| <b>1800 K</b><br><b>6500 K</b>                                      | <b>CRI &gt;90</b><br><b>CRI &gt;95</b>                  | <b>RAL</b>  |  |   | <b>SELF TEST</b>                                   |
| atypická teplota chromatickosti / atypical chromaticity temperature | vyšší index podání barev / higher color rendering index | jiná barva základny dle RAL / other base color according to RAL | modul pro ovládání pomocí bluetooth / bluetooth control module | modul pro ovládání chytrou domácností / smart home control module | SELF TEST novou modul / SELF TEST emergency module |

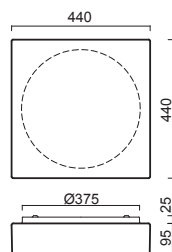
**LEGEND: Sensor** - kód svítidla s pohybovým HF senzorem / code for luminaire with HF sensor | **DALI** - kód svítidla se stmívatelným DALI předřadníkem / code for luminaire with DALI driver | **Corridor** - kód pro svítidlo s Corridor funkcí (HF + DALI) / code for luminaire with Corridor function (HF + DALI) | **EM COMB (3h)** - kód nouzového kombinovaného svítidla (3h) / code for luminaire with emergency unit combined (3h) | **EM + Sensor (3h)** - kód nouzového kombinovaného svítidla (3h) s HF senzorem / code for luminaire with emergency unit combined (3h) and HF sensor



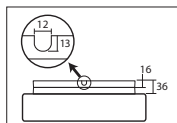
# LINA 7

Montura bílá kovová  
Stínidlo třívrstvé opálové sklo s matovaným povrchem  
Držení stínidla sklápovací držáky  
Umístění stropní / nástěnné

Fixture white metal  
Shade three-layer opal glass with matt surface  
Shade fixing folding two-step clamp holders  
Installation ceiling / wall



Náhradní stínidlo / spare shade  
**code 20071**



Podstavec pro boční přívod /  
base for side supply  
**code 33502**

# LINA 7

440x440mm



| on/off                                       | type                             | source | [W]  | T [K]     | IP   | BTTO[lm]  | NTTO[lm]  | sensor                | DALI     | Corridor | EM COMB (3h)          | EM+sensor |
|--|----------------------------------|--------|------|-----------|------|-----------|-----------|-----------------------|----------|----------|-----------------------|-----------|
| LIN43070                                     | IN-32K88/139                     | E27    | 3x10 |           | IP43 |           |           | LIN43077              |          |          |                       |           |
| LIN59204                                     | LED-1L16E500K88/139 3K           | LED    | 24   | 3000      | IP43 | 3750      | 2700      | LIN59205              | LIN59206 | LIN59207 | LIN59209              |           |
| LIN51404 <sup>A</sup>                        | LED-1L16EMP700K88/139 3K         | LED    | 34   | 3000      | IP43 | 5050      | 3640      | LIN51409 <sup>A</sup> | LIN51407 | LIN59208 | LIN51411 <sup>A</sup> |           |
| LIN59704                                     | LED-1L16E500K88/139 4K           | LED    | 24   | 4000      | IP43 | 3910      | 2820      | LIN59705              | LIN59706 | LIN59707 | LIN59709              |           |
| LIN51904 <sup>A</sup>                        | LED-1L16EMP700K88/139 4K         | LED    | 34   | 4000      | IP43 | 5270      | 3790      | LIN51909 <sup>A</sup> | LIN51907 | LIN59708 | LIN51911 <sup>A</sup> |           |
| <b>PŘEPÍNATELNÉ / SWITCHABLE 3000K/4000K</b> |                                  |        |      |           |      |           |           |                       |          |          |                       |           |
| LIN71326                                     | LED-1L16E500K88/139 3/4K         | LED    | 24   | 3000/4000 | IP43 | 3750/3910 | 2700/2820 | LIN71327              | LIN71328 |          |                       |           |
| LIN71329 <sup>A</sup>                        | LED-1L16EMP700K88/139 3/4K       | LED    | 34   | 3000/4000 | IP43 | 5050/5270 | 3640/3790 | LIN71330 <sup>A</sup> | LIN71331 |          |                       |           |
| <b>TUNABLE WHITE 2700 - 6500K</b>            |                                  |        |      |           |      |           |           |                       |          |          |                       |           |
| LIN63091                                     | LED-1L16ET700K88/139 DALI 27-65K | LED    | 33   | 2700-6500 | IP43 | 5090      | 3660      |                       |          |          |                       |           |
| LIN63144                                     | LED-1L16ET700K88/139 BT 27-65K   | LED    | 33   | 2700-6500 | IP43 | 5090      | 3660      |                       |          |          |                       |           |

<sup>A</sup> MULTI POWER LED DRIVER - nastavitelný výkon svítidla / adjustable power of light - více na / more at [www.osmont.cz](http://www.osmont.cz)

## PROVEDENÍ NA ZAKÁZKU / CUSTOM SOLUTIONS

|   |   |   |  |   |  |
|---|---|---|--|---|--|
| <b>1800 K</b><br><b>6500 K</b>                                      | <b>CRI &gt;90</b><br><b>CRI &gt;95</b>                  | <b>RAL</b>  |  |   | <b>SELF TEST</b>                                     |
| atypická teplota chromatičnosti / atypical chromaticity temperature | vyšší index podání barev / higher color rendering index | jiná barva základny dle RAL / other base color according to RAL | modul pro ovládání pomocí bluetooth / bluetooth control module | modul pro ovládání chytrou domácností / smart home control module | SELF TEST nouzový modul / SELF TEST emergency module |

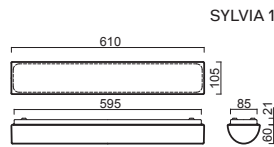
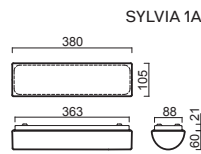
**LEGEND: Sensor** - kód svítidla s pohybovým HF senzorem / code for luminaire with HF sensor | **DALI** - kód svítidla se stmívatelným DALI předřadníkem / code for luminaire with DALI driver | **Corridor** - kód pro svítidlo s Corridor funkcí (HF + DALI) / code for luminaire with Corridor function (HF + DALI) | **EM COMB (3h)** - kód nouzového kombinovaného svítidla (3h) / code for luminaire with emergency unit combined (3h) | **EM + Sensor (3h)** - kód nouzového kombinovaného svítidla (3h) s HF senzorem / code for luminaire with emergency unit combined (3h) and HF sensor



# SYLVIA 1A, 1

Montura bílá kovová  
Stínidlo třívrstvé opálové sklo s matovaným povrchem  
Držení stínidla sklápovací držáky  
Umístění stropní / nástěnné

Fixture white metal  
Shade three-layer opal glass with matt surface  
Shade fixing folding two-step clamp holders  
Installation ceiling / wall



Náhradní stínidlo / spare shade  
**SYLVIA 1A - code 20114**  
**SYLVIA 1 - code 20074**



Dekoratívní límeček / Decorative rim - více na / more at:  
**www.osmont.cz**  
Nepatří pro / not for SYLVIA 1A

## SYLVIA 1A

380x105 mm



| on/off   | type                   | source | [W] | T [K] | IP   | BTTO[lm] | NTTO[lm] | sensor | DALI | Corridor | EM COMB (3h) | EM+sensor |
|----------|------------------------|--------|-----|-------|------|----------|----------|--------|------|----------|--------------|-----------|
| SYL55320 | IN-22U11/131           | E14    | 2x7 |       | IP44 |          |          |        |      |          |              |           |
| SYL59220 | LED-1L28E350U11/131 3K | LED    | 10  | 3000  | IP44 | 1540     | 1000     |        |      |          |              |           |
| SYL59720 | LED-1L28E350U11/131 4K | LED    | 10  | 4000  | IP44 | 1610     | 1050     |        |      |          |              |           |

## SYLVIA 1

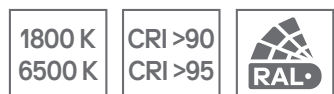
610x105 mm



| on/off                | type                     | source | [W] | T [K] | IP   | BTTO[lm] | NTTO[lm] | sensor | DALI | Corridor | EM COMB (3h) | EM+sensor |
|-----------------------|--------------------------|--------|-----|-------|------|----------|----------|--------|------|----------|--------------|-----------|
| SYL44070              | IN-32U12/129             | E14    | 3x7 |       | IP44 |          |          |        |      |          |              |           |
| SYL51420 <sup>^</sup> | LED-2L25EMP700U12/129 3K | LED    | 18  | 3000  | IP44 | 2690     | 1750     |        |      |          | SYL51428     |           |
| SYL51920 <sup>^</sup> | LED-2L25EMP700U12/129 4K | LED    | 18  | 4000  | IP44 | 2810     | 1830     |        |      |          | SYL51928     |           |

<sup>^</sup> MULTI POWER LED DRIVER - nastavitelný výkon svítidla / adjustable power of light - více na / more at [www.osmont.cz](http://www.osmont.cz)

### PROVEDENÍ NA ZAKÁZKU / CUSTOM SOLUTIONS



atypická teplota chromatičnosti / atypical chromaticity temperature

vyšší index podání barev / higher color rendering index

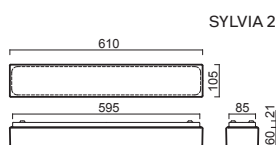
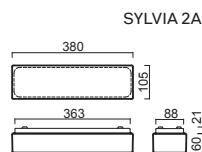
jiná barva základny dle RAL / other base color according to RAL

**LEGEND: Sensor** - kód svítidla s pohybovým HF senzorem / code for luminaire with HF sensor | **DALI** - kód svítidla se strímatelným DALI předřadníkem / code for luminaire with DALI driver | **Corridor** - kód pro svítidlo s Corridor funkcí (HF + DALI) / code for luminaire with Corridor function (HF + DALI) | **EM COMB (3h)** - kód nouzového kombinovaného svítidla (3h) / code for luminaire with emergency unit combined (3h) | **EM + Sensor (3h)** - kód nouzového kombinovaného svítidla (3h) s HF senzorem / code for luminaire with emergency unit combined (3h) and HF sensor

# SYLVIA 2A, 2

Montura bílá kovová  
Stínidlo třívrstvé opálové sklo s matovaným povrchem  
Držení stínidla sklápovací držáky  
Umístění stropní / nástěnné

Fixture white metal  
Shade three-layer opal glass with matt surface  
Shade fixing folding two-step clamp holders  
Installation ceiling / wall



Náhradní stínidlo / spare shade  
**SYLVIA 2A - code 20115**  
**SYLVIA 2 - code 20075**



Dekoratívní límeček / Decorative rim - více na / more at:  
[www.osmont.cz](http://www.osmont.cz)  
Neplatí pro / not for SYLVIA 2A

## SYLVIA 2A

380x105mm



| on/off   | type                   | source | [W] | T [K] | IP   | BTTO[mm] | NTTO[mm] | sensor | DALI | Corridor | EM COMB (3h) | EM+sensor |
|----------|------------------------|--------|-----|-------|------|----------|----------|--------|------|----------|--------------|-----------|
| SYL55321 | IN-22U11/132           | E14    | 2x7 |       | IP44 |          |          |        |      |          |              |           |
| SYL59221 | LED-1L28E350U11/132 3K | LED    | 10  | 3000  | IP44 | 1540     | 1090     |        |      |          |              |           |
| SYL59721 | LED-1L28E350U11/132 4K | LED    | 10  | 4000  | IP44 | 1610     | 1140     |        |      |          |              |           |

## SYLVIA 2

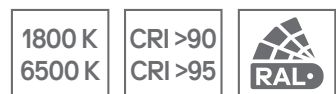
610x105mm



| on/off                | type                     | source | [W] | T [K] | IP   | BTTO[mm] | NTTO[mm] | sensor | DALI | Corridor | EM COMB (3h) | EM+sensor       |
|-----------------------|--------------------------|--------|-----|-------|------|----------|----------|--------|------|----------|--------------|-----------------|
| SYL44072              | IN-32U12/130             | E14    | 3x7 |       | IP44 |          |          |        |      |          |              |                 |
| SYL51424 <sup>A</sup> | LED-2L25EMP700U12/130 3K | LED    | 18  | 3000  | IP44 | 2690     | 1910     |        |      |          |              | <b>SYL51429</b> |
| SYL51924 <sup>A</sup> | LED-2L25EMP700U12/130 4K | LED    | 18  | 4000  | IP44 | 2810     | 2000     |        |      |          |              | <b>SYL51929</b> |

<sup>A</sup> MULTI POWER LED DRIVER - nastavitelný výkon svítidla / adjustable power of light - více na / more at [www.osmont.cz](http://www.osmont.cz)

### PROVEDENÍ NA ZAKÁZKU / CUSTOM SOLUTIONS



atypická teplota chromatičnosti / atypical chromaticity temperature

vyšší index podání barev / higher color rendering index

jiná barva základny dle RAL / other base color according to RAL

**LEGEND: Sensor** - kód svítidla s pohybovým HF senzorem / code for luminaire with HF sensor | **DALI** - kód svítidla se stravitelným DALI předřadníkem / code for luminaire with DALI driver | **Corridor** - kód pro svítidlo s Corridor funkcí (HF + DALI) / code for luminaire with Corridor function (HF + DALI) | **EM COMB (3h)** - kód nouzového kombinovaného svítidla (3h) / code for luminaire with emergency unit combined (3h) | **EM + Sensor (3h)** - kód nouzového kombinovaného svítidla (3h) s HF senzorem / code for luminaire with emergency unit combined (3h) and HF sensor


# FLORA 1, 2

Montura plastová  
Stínidlo třívrstvé opálové sklo s matovaným povrchem  
Držení stínidla sklápovací držáky  
Umístění stropní / nástěnné

Fixture plastic  
Shade three-layer opal glass with matt surface  
Shade fixing with folding two-step clamp holders  
Installation ceiling / wall

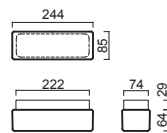


**B** - bílá / white, **C** - černá / black, **S** - stříbrná / silver

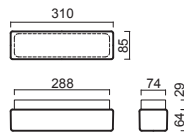


Náhradní stínidlo / spare shade  
**FLORA 1 - code 20028**  
**FLORA 2 - code 20029**

FLORA 1



FLORA 2



## FLORA 1

245x85 mm



| on/off          | type                      | colour | source | [W] | T [K] | IP   | BTTO[lm] | NTTO[lm] | sensor | DALI | Corridor | EM COMB (3h) | EM+sensor |
|-----------------|---------------------------|--------|--------|-----|-------|------|----------|----------|--------|------|----------|--------------|-----------|
| <b>FLO59224</b> | LED-1L26E700DU11/124 B 3K | ○      | LED    | 7   | 3000  | IP43 | 1010     | 720      |        |      |          |              |           |
| <b>FLO67275</b> | LED-1L26E700DU11/124 C 3K | ●      | LED    | 7   | 3000  | IP43 | 1010     | 720      |        |      |          |              |           |
| <b>FLO67276</b> | LED-1L26E700DU11/124 S 3K | ◐      | LED    | 7   | 3000  | IP43 | 1010     | 720      |        |      |          |              |           |
| <b>FLO59724</b> | LED-1L26E700DU11/124 B 4K | ○      | LED    | 7   | 4000  | IP43 | 1050     | 750      |        |      |          |              |           |
| <b>FLO67775</b> | LED-1L26E700DU11/124 C 4K | ●      | LED    | 7   | 4000  | IP43 | 1050     | 750      |        |      |          |              |           |
| <b>FLO67776</b> | LED-1L26E700DU11/124 S 4K | ◐      | LED    | 7   | 4000  | IP43 | 1050     | 750      |        |      |          |              |           |

## FLORA 2

310x85 mm



| on/off          | type                      | colour | source | [W] | T [K] | IP   | BTTO[lm] | NTTO[lm] | sensor | DALI | Corridor | EM COMB (3h) | EM+sensor |
|-----------------|---------------------------|--------|--------|-----|-------|------|----------|----------|--------|------|----------|--------------|-----------|
| <b>FLO59225</b> | LED-1L27E350DU12/125 B 3K | ○      | LED    | 8   | 3000  | IP43 | 1200     | 910      |        |      |          |              |           |
| <b>FLO67279</b> | LED-1L27E350DU12/125 C 3K | ●      | LED    | 8   | 3000  | IP43 | 1200     | 910      |        |      |          |              |           |
| <b>FLO67280</b> | LED-1L27E350DU12/125 S 3K | ◐      | LED    | 8   | 3000  | IP43 | 1200     | 910      |        |      |          |              |           |
| <b>FLO59725</b> | LED-1L27E350DU12/125 B 4K | ○      | LED    | 8   | 4000  | IP43 | 1250     | 950      |        |      |          |              |           |
| <b>FLO67779</b> | LED-1L27E350DU12/125 C 4K | ●      | LED    | 8   | 4000  | IP43 | 1250     | 950      |        |      |          |              |           |
| <b>FLO67780</b> | LED-1L27E350DU12/125 S 4K | ◐      | LED    | 8   | 4000  | IP43 | 1250     | 950      |        |      |          |              |           |

### PROVEDENÍ NA ZAKÁZKU / CUSTOM SOLUTIONS

1800 K  
6500 K

CRI >90  
CRI >95

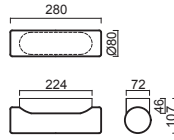
atypická teplota chromatičnosti / atypical chromaticity temperature  
vyšší index podání barev / higher color rendering index

**LEGEND: Sensor** - kód svítidla s pohybovým HF senzorem / code for luminaire with HF sensor | **DALI** - kód svítidla se strímatelným DALI předřadníkem / code for luminaire with DALI driver | **Corridor** - kód pro svítidlo s Corridor funkcí (HF + DALI) / code for luminaire with Corridor function (HF + DALI) | **EM COMB (3h)** - kód nouzového kombinovaného svítidla (3h) / code for luminaire with emergency unit combined (3h) | **EM + Sensor (3h)** - kód nouzového kombinovaného svítidla (3h) s HF senzorem / code for luminaire with emergency unit combined (3h) and HF sensor


# FLORA 4

Montura plastová  
Stínidlo třívrstvé opálové sklo s matovaným povrchem  
Držení stínidla sklápovací držáky  
Umístění stropní / nástěnné

Fixture plastic  
Shade three-layer opal glass with matt surface  
Shade fixing with folding two-step clamp holders  
Installation ceiling / wall



**B** - bílá / white, **C** - černá / black, **S** - stříbrná / silver



Náhradní stínidlo / spare shade  
code 20031

# FLORA 4

280x80mm



| on/off   | type                      | colour | source | [W] | T [K] | IP   | BTTO[lm] | NTTO[lm] | sensor | DALI | Corridor | EM COMB (3h) | EM+sensor |
|----------|---------------------------|--------|--------|-----|-------|------|----------|----------|--------|------|----------|--------------|-----------|
| FLO59226 | LED-1L26E700DU14/127 B 3K | ○      | LED    | 7   | 3000  | IP43 | 1010     | 720      |        |      |          |              |           |
| FLO67283 | LED-1L26E700DU14/127 C 3K | ●      | LED    | 7   | 3000  | IP43 | 1010     | 720      |        |      |          |              |           |
| FLO67284 | LED-1L26E700DU14/127 S 3K | ●      | LED    | 7   | 3000  | IP43 | 1010     | 720      |        |      |          |              |           |
| FLO59726 | LED-1L26E700DU14/127 B 4K | ○      | LED    | 7   | 4000  | IP43 | 1050     | 750      |        |      |          |              |           |
| FLO67783 | LED-1L26E700DU14/127 C 4K | ●      | LED    | 7   | 4000  | IP43 | 1050     | 750      |        |      |          |              |           |
| FLO67784 | LED-1L26E700DU14/127 S 4K | ●      | LED    | 7   | 4000  | IP43 | 1050     | 750      |        |      |          |              |           |

## PROVEDENÍ NA ZAKÁZKU / CUSTOM SOLUTIONS

1800 K  
6500 K

CRI >90  
CRI >95

atypická teplota  
chromatičnosti /  
atypical chromatici-  
ty temperature

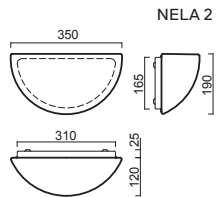
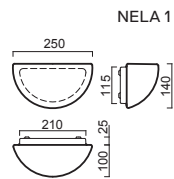
vyšší index podání  
barev / higher color  
rendering index

**LEGEND: Sensor** - kód svítidla s pohybovým HF senzorem / code for luminaire with HF sensor | **DALI** - kód svítidla se stravitelným DALI předřadníkem / code for luminaire with DALI driver | **Corridor** - kód pro svítidlo s Corridor funkcí (HF + DALI) / code for luminaire with Corridor function (HF + DALI) | **EM COMB (3h)** - kód nouzového kombinovaného svítidla (3h) / code for luminaire with emergency unit combined (3h) | **EM + Sensor (3h)** - kód nouzového kombinovaného svítidla (3h) s HF senzorem / code for luminaire with emergency unit combined (3h) and HF sensor

# NELA 1, 2

Montura bílá kovová  
Stínidlo třívrstvé opálové sklo s matovaným povrchem  
Držení stínidla sklápovací držáky  
Umístění stropní / nástěnné

Fixture white metal  
Shade three-layer opal glass with matt surface  
Shade fixing folding two-step clamp holders  
Installation ceiling / wall



Náhradní stínidlo / spare shade  
**NELA 1 - code 20020**  
**NELA 2 - code 20021**



Dekoratívny límeč / Decorative rim - více na / more at:  
[www.osmont.cz](http://www.osmont.cz)

## NELA 1

250x140 mm



| on/off          | type                  | source | [W] | T [K] | IP   | BTTO[lm] | NTTO[lm] | sensor | DALI | Corridor | EM COMB (3h) | EM+sensor |
|-----------------|-----------------------|--------|-----|-------|------|----------|----------|--------|------|----------|--------------|-----------|
| <b>NEL41417</b> | IN-12U5/244           | E27    | 7   |       | IP43 |          |          |        |      |          |              |           |
| <b>NEL59228</b> | LED-1L26E700U5/244 3K | LED    | 7   | 3000  | IP43 | 1010     | 660      |        |      |          |              |           |
| <b>NEL59728</b> | LED-1L26E700U5/244 4K | LED    | 7   | 4000  | IP43 | 1050     | 680      |        |      |          |              |           |

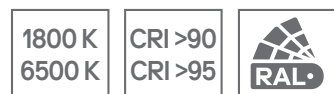
## NELA 2

350x190 mm



| on/off          | type                  | source | [W] | T [K] | IP   | BTTO[lm] | NTTO[lm] | sensor          | DALI | Corridor | EM COMB (3h) | EM+sensor |
|-----------------|-----------------------|--------|-----|-------|------|----------|----------|-----------------|------|----------|--------------|-----------|
| <b>NEL41421</b> | IN-12U7/264           | E27    | 10  |       | IP43 |          |          | <b>NEL46120</b> |      |          |              |           |
| <b>NEL41422</b> | IN-22U7/264           | E27    | 2x7 |       | IP43 |          |          |                 |      |          |              |           |
| <b>NEL48200</b> | LED-1L41E700U7/264 3K | LED    | 13  | 3000  | IP43 | 2020     | 1310     | <b>NEL59229</b> |      |          |              |           |
| <b>NEL48700</b> | LED-1L41E700U7/264 4K | LED    | 13  | 4000  | IP43 | 2110     | 1370     | <b>NEL59729</b> |      |          |              |           |

### PROVEDENÍ NA ZAKÁZKU / CUSTOM SOLUTIONS



atypická teplota chromatičnosti / atypical chromaticity temperature

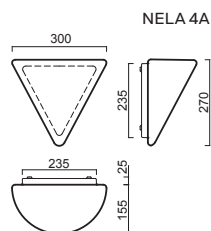
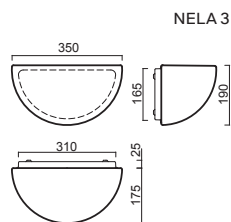
vyšší index podání barev / higher color rendering index

jiná barva základny dle RAL / other base color according to RAL

**LEGEND: Sensor** - kód svítidla s pohybovým HF senzorem / code for luminaire with HF sensor | **DALI** - kód svítidla se strímatelným DALI předřadníkem / code for luminaire with DALI driver | **Corridor** - kód pro svítidlo s Corridor funkcí (HF + DALI) / code for luminaire with Corridor function (HF + DALI) | **EM COMB (3h)** - kód nouzového kombinovaného svítidla (3h) / code for luminaire with emergency unit combined (3h) | **EM + Sensor (3h)** - kód nouzového kombinovaného svítidla (3h) s HF senzorem / code for luminaire with emergency unit combined (3h) and HF sensor

# NELA 3, 4A

|                 |  |
|-----------------|--|
| Montura         | bílá kovová  |
| Stínidlo        | třivrstvé opálové sklo s matovaným povrchem            |
| Držení stínidla | šroubkové (NELA 3), sklápovací držáky (NELA 4A)        |
| Umístění        | nástěnné   |
| Fixture         | white metal  |
| Shade           | three-layer opal glass with matt surface               |
| Shade fixing    | with screws (NELA 3), two-step clamp holders (NELA 4A) |
| Installation    | wall   |



Náhradní stínidlo / spare shade  
**NELA 3 - code 20022**  
**NELA 4A - code 20084**



Dekoratívní límeček / Decorative rim - vice na / more at:  
[www.osmont.cz](http://www.osmont.cz)  
Neplatí pro / not for NELA 4A

## NELA 3

350x190 mm



| on/off          | type                  | source | [W] | T [K] | IP   | BTTO[lm] | NTTO[lm] | sensor          | DALI | Corridor | EM COMB (3h) | EM+sensor |
|-----------------|-----------------------|--------|-----|-------|------|----------|----------|-----------------|------|----------|--------------|-----------|
| <b>NEL41431</b> | IN-22U7/268           | E27    | 2x7 |       | IP43 |          |          |                 |      |          |              |           |
| <b>NEL48201</b> | LED-1L41E700U7/268 3K | LED    | 13  | 3000  | IP43 | 2020     | 1390     | <b>NEL59230</b> |      |          |              |           |
| <b>NEL48701</b> | LED-1L41E700U7/268 4K | LED    | 13  | 4000  | IP43 | 2110     | 1460     | <b>NEL59730</b> |      |          |              |           |

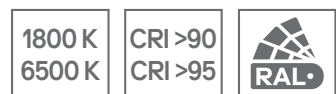
## NELA 4A

300x270 mm



| on/off          | type                   | source | [W] | T [K] | IP   | BTTO[lm] | NTTO[lm] | sensor | DALI | Corridor | EM COMB (3h) | EM+sensor |
|-----------------|------------------------|--------|-----|-------|------|----------|----------|--------|------|----------|--------------|-----------|
| <b>NEL43084</b> | IN-12U31/322           | E27    | 10  |       | IP43 |          |          |        |      |          |              |           |
| <b>NEL59231</b> | LED-1L26E700U31/322 3K | LED    | 7   | 3000  | IP43 | 1010     | 680      |        |      |          |              |           |
| <b>NEL59731</b> | LED-1L26E700U31/322 4K | LED    | 7   | 4000  | IP43 | 1050     | 700      |        |      |          |              |           |

### PROVEDENÍ NA ZAKÁZKU / CUSTOM SOLUTIONS



atypická teplota chromatičnosti / atypical chromaticity temperature

vyšší index podání barev / higher color rendering index

jiná barva základny dle RAL / other base color according to RAL

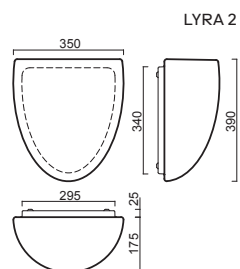

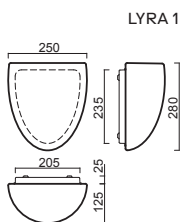
**LEGEND: Sensor** - kód svítidla s pohybovým HF senzorem / code for luminaire with HF sensor | **DALI** - kód svítidla se stravitelným DALI předřadníkem / code for luminaire with DALI driver | **Corridor** - kód pro svítidlo s Corridor funkcí (HF + DALI) / code for luminaire with Corridor function (HF + DALI) | **EM COMB (3h)** - kód nouzového kombinovaného svítidla (3h) / code for luminaire with emergency unit combined (3h) | **EM + Sensor (3h)** - kód nouzového kombinovaného svítidla (3h) s HF senzorem / code for luminaire with emergency unit combined (3h) and HF sensor



# LYRA 1, 2

Montura bílá kovová  
 Stínidlo třívrstvé opálové sklo s matovaným povrchem  
 Držení stínidla sklápovací držáky  
 Umístění nástěnné

Fixture white metal  
 Shade three-layer opal glass with matt surface  
 Shade fixing two-step clamp holders  
 Installation wall



Náhradní stínidlo / spare shade  
**LYRA 1 - code 20046**  
**LYRA 2 - code 20047**

## LYRA 1

250x280 mm



| on/off          | type                  | source | [W] | T [K] | IP   | BTTO[lm] | NTTO[lm] | sensor          | DALI | Corridor | EM COMB (3h) | EM+sensor |
|-----------------|-----------------------|--------|-----|-------|------|----------|----------|-----------------|------|----------|--------------|-----------|
| <b>LYR42500</b> | IN-12U4/245           | E27    | 13  |       | IP43 |          |          | <b>LYR46122</b> |      |          |              |           |
| <b>LYR59233</b> | LED-2L26E700U4/245 3K | LED    | 13  | 3000  | IP43 | 2020     | 1330     |                 |      |          |              |           |
| <b>LYR59733</b> | LED-2L26E700U4/245 4K | LED    | 13  | 4000  | IP43 | 2110     | 1390     |                 |      |          |              |           |

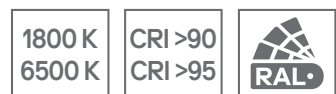
## LYRA 2

350x390 mm



| on/off          | type                       | source | [W]  | T [K] | IP   | BTTO[lm] | NTTO[lm] | sensor          | DALI | Corridor | EM COMB (3h) | EM+sensor |
|-----------------|----------------------------|--------|------|-------|------|----------|----------|-----------------|------|----------|--------------|-----------|
| <b>LYR42510</b> | IN-22U6/265                | E27    | 2x13 |       | IP43 |          |          | <b>LYR46123</b> |      |          |              |           |
| <b>LYR59234</b> | LED-2L11-1L12E700U6/265 3K | LED    | 23   | 3000  | IP43 | 3370     | 2430     |                 |      |          |              |           |
| <b>LYR59734</b> | LED-2L11-1L12E700U6/265 4K | LED    | 23   | 4000  | IP43 | 3510     | 2530     |                 |      |          |              |           |

### PROVEDENÍ NA ZAKÁZKU / CUSTOM SOLUTIONS



atypická teplota chromatičnosti / atypical chromaticity temperature  
 vyšší index podání barev / higher color rendering index  
 jiná barva základny dle RAL / other base color according to RAL

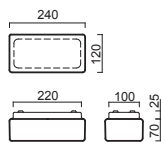
**LEGEND: Sensor** - kód svítidla s pohybovým HF senzorem / code for luminaire with HF sensor | **DALI** - kód svítidla se strímatelným DALI předřadníkem / code for luminaire with DALI driver | **Corridor** - kód pro svítidlo s Corridor funkcí (HF + DALI) / code for luminaire with Corridor function (HF + DALI) | **EM COMB (3h)** - kód nouzového kombinovaného svítidla (3h) / code for luminaire with emergency unit combined (3h) | **EM + Sensor (3h)** - kód nouzového kombinovaného svítidla (3h) s HF senzorem / code for luminaire with emergency unit combined (3h) and HF sensor

# JENA 1, 2

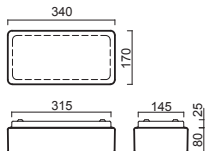
Montura bílá kovová  
Stínidlo třívrstvé opálové sklo s matovaným povrchem  
Držení stínidla sklápovací držáky  
Umístění stropní / nástěnné

Fixture white metal  
Shade three-layer opal glass with matt surface  
Shade fixing two-step clamp holders  
Installation ceiling / wall

JENA 1



JENA 2



Náhradní stínidlo / spare shade  
**JENA 1 - code 20017**  
**JENA 2 - code 20018**



Piktogram / pictogram  
**code 33511**

## JENA 1

120x240 mm



| on/off                          | type                  | source | [W] | T [K] | IP   | BTTO[lm] | NTTO[lm] | sensor | DALI | Corridor | EM COMB (3h) | EM+sensor |
|---------------------------------|-----------------------|--------|-----|-------|------|----------|----------|--------|------|----------|--------------|-----------|
| <b>JEN41393</b>                 | IN-12U8/036           | E27    | 7   |       | IP43 |          |          |        |      |          |              |           |
| <b>JEN59235</b>                 | LED-1L26E700U8/036 3K | LED    | 7   | 3000  | IP43 | 1010     | 790      |        |      |          |              |           |
| <b>JEN59735</b>                 | LED-1L26E700U8/036 4K | LED    | 7   | 4000  | IP43 | 1050     | 820      |        |      |          |              |           |
| <b>NOUZOVÉ / EMERGENCY - 1H</b> |                       |        |     |       |      |          |          |        |      |          |              |           |
| <b>JEN58527</b>                 | LED-NZ1WU8/036 4K     | LED    | 1   | 4000  | IP43 | 170      | 110      |        |      |          |              |           |

## JENA 2

170x340 mm



| on/off          | type                  | source | [W] | T [K] | IP   | BTTO[lm] | NTTO[lm] | sensor | DALI | Corridor | EM COMB (3h) | EM+sensor       |
|-----------------|-----------------------|--------|-----|-------|------|----------|----------|--------|------|----------|--------------|-----------------|
| <b>JEN41399</b> | IN-12U9/038           | E27    | 10  |       | IP43 |          |          |        |      |          |              | <b>JEN46119</b> |
| <b>JEN41400</b> | IN-22U9/038           | E27    | 2x7 |       | IP43 |          |          |        |      |          |              |                 |
| <b>JEN59236</b> | LED-2L27E350U9/038 3K | LED    | 16  | 3000  | IP43 | 2400     | 1580     |        |      |          |              | <b>JEN58753</b> |
| <b>JEN59736</b> | LED-2L27E350U9/038 4K | LED    | 16  | 4000  | IP43 | 2500     | 1650     |        |      |          |              | <b>JEN58257</b> |

### PROVEDENÍ NA ZAKÁZKU / CUSTOM SOLUTIONS



atypická teplota chromatičnosti / atypical chromaticity temperature

vyšší index podání barev / higher color rendering index

jiná barva základny dle RAL / other base color according to RAL

SELF TEST nouzový modul / SELF TEST emergency module

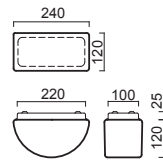
**LEGEND: Sensor** - kód svítidla s pohybovým HF senzorem / code for luminaire with HF sensor | **DALI** - kód svítidla se strnivatelným DALI předřadníkem / code for luminaire with DALI driver | **Corridor** - kód pro svítidlo s Corridor funkcí (HF + DALI) / code for luminaire with Corridor function (HF + DALI) | **EM COMB (3h)** - kód nouzového kombinovaného svítidla (3h) / code for luminaire with emergency unit combined (3h) | **EM + Sensor (3h)** - kód nouzového kombinovaného svítidla (3h) s HF senzorem / code for luminaire with emergency unit combined (3h) and HF sensor

# NEVA 1, 2

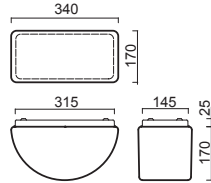
Montura bílá kovová  
Stínidlo třívrstvé opálové sklo s matovaným povrchem  
Držení stínidla sklápovací držáky  
Umístění stropní / nástěnné

Fixture white metal  
Shade three-layer opal glass with matt surface  
Shade fixing two-step clamp holders  
Installation ceiling / wall

NEVA 1



NEVA 2



Náhradní stínidlo / spare shade  
NEVA 1 - code 20024  
NEVA 2 - code 20025

## NEVA 1

120x240 mm



| on/off   | type                  | source | [W] | T [K] | IP   | BTTO[lm] | NTTO[lm] | sensor | DALI | Corridor | EM COMB (3h) | EM+sensor |
|----------|-----------------------|--------|-----|-------|------|----------|----------|--------|------|----------|--------------|-----------|
| NEV41609 | IN-12U8/226           | E27    | 7   |       | IP43 |          |          |        |      |          |              |           |
| NEV59237 | LED-1L26E700U8/226 3K | LED    | 7   | 3000  | IP43 | 1010     | 690      |        |      |          |              |           |
| NEV59737 | LED-1L26E700U8/226 4K | LED    | 7   | 4000  | IP43 | 1050     | 710      |        |      |          |              |           |

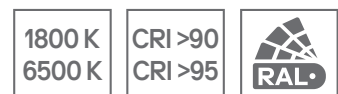
## NEVA 2

170x340 mm



| on/off   | type                  | source | [W] | T [K] | IP   | BTTO[lm] | NTTO[lm] | sensor   | DALI | Corridor | EM COMB (3h) | EM+sensor |
|----------|-----------------------|--------|-----|-------|------|----------|----------|----------|------|----------|--------------|-----------|
| NEV41615 | IN-12U9/228           | E27    | 10  |       | IP43 |          |          | NEV46124 |      |          |              |           |
| NEV41616 | IN-22U9/228           | E27    | 2x7 |       | IP43 |          |          |          |      |          |              |           |
| NEV59238 | LED-2L27E350U9/228 3K | LED    | 16  | 3000  | IP43 | 2400     | 1850     |          |      |          |              |           |
| NEV59738 | LED-2L27E350U9/228 4K | LED    | 16  | 4000  | IP43 | 2500     | 1930     |          |      |          |              |           |

### PROVEDENÍ NA ZAKÁZKU / CUSTOM SOLUTIONS



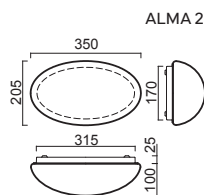
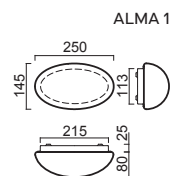
atypická teplota chromatičnosti / atypical chromaticity temperature  
vyšší index podání barev / higher color rendering index  
jiná barva základny dle RAL / other base color according to RAL

**LEGEND: Sensor** - kód svítidla s pohybovým HF senzorem / code for luminaire with HF sensor | **DALI** - kód svítidla se strímatelným DALI předřadníkem / code for luminaire with DALI driver | **Corridor** - kód pro svítidlo s Corridor funkcí (HF + DALI) / code for luminaire with Corridor function (HF + DALI) | **EM COMB (3h)** - kód nouzového kombinovaného svítidla (3h) / code for luminaire with emergency unit combined (3h) | **EM + Sensor (3h)** - kód nouzového kombinovaného svítidla (3h) s HF senzorem / code for luminaire with emergency unit combined (3h) and HF sensor

# ALMA 1, 2

Montura bílá kovová  
Stínidlo třívrstvé opálové sklo s matovaným povrchem  
Držení stínidla sklápovací držáky  
Umístění stropní / nástěnné

Fixture white metal  
Shade three-layer opal glass with matt surface  
Shade fixing two-step clamp holders  
Installation ceiling / wall



Náhradní stínidlo / spare shade  
**ALMA 1 - code 20026**  
**ALMA 2 - code 20027**



Dekoratívní límeček / Decorative rim - více na / more at:  
[www.osmont.cz](http://www.osmont.cz)

## ALMA 1

150x250 mm



| on/off   | type                  | source | [W] | T [K] | IP   | BTTO[lm] | NTTO[lm] | sensor | DALI | Corridor | EM COMB (3h) | EM+sensor |
|----------|-----------------------|--------|-----|-------|------|----------|----------|--------|------|----------|--------------|-----------|
| ALM41631 | IN-12U1/121           | E27    | 7   |       | IP41 |          |          |        |      |          |              |           |
| ALM59239 | LED-1L26E700U1/121 3K | LED    | 7   | 3000  | IP41 | 1010     | 680      |        |      |          |              |           |
| ALM59739 | LED-1L26E700U1/121 4K | LED    | 7   | 4000  | IP41 | 1050     | 700      |        |      |          |              |           |

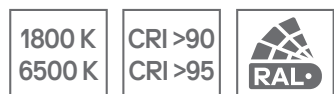
## ALMA 2

205x350 mm



| on/off   | type                  | source | [W] | T [K] | IP   | BTTO[lm] | NTTO[lm] | sensor   | DALI | Corridor | EM COMB (3h) | EM+sensor |
|----------|-----------------------|--------|-----|-------|------|----------|----------|----------|------|----------|--------------|-----------|
| ALM41635 | IN-12U2/123           | E27    | 10  |       | IP41 |          |          | ALM46125 |      |          |              |           |
| ALM41636 | IN-22U2/123           | E27    | 2x7 |       | IP41 |          |          |          |      |          |              |           |
| ALM59240 | LED-2L27E350U2/123 3K | LED    | 16  | 3000  | IP41 | 2400     | 1560     |          |      |          |              |           |
| ALM59740 | LED-2L27E350U2/123 4K | LED    | 16  | 4000  | IP41 | 2500     | 1630     |          |      |          |              |           |

### PROVEDENÍ NA ZAKÁZKU / CUSTOM SOLUTIONS



atypická teplota chromatičnosti / atypical chromaticity temperature

vyšší index podání barev / higher color rendering index

jiná barva základny dle RAL / other base color according to RAL

**LEGEND: Sensor** - kód svítidla s pohybovým HF senzorem / code for luminaire with HF sensor | **DALI** - kód svítidla se strímatelným DALI předřadníkem / code for luminaire with DALI driver | **Corridor** - kód pro svítidlo s Corridor funkcí (HF + DALI) / code for luminaire with Corridor function (HF + DALI) | **EM COMB (3h)** - kód nouzového kombinovaného svítidla (3h) / code for luminaire with emergency unit combined (3h) | **EM + Sensor (3h)** - kód nouzového kombinovaného svítidla (3h) s HF senzorem / code for luminaire with emergency unit combined (3h) and HF sensor

# MIRA

Montura kovová  
Stínidlo třívrstvé opálové sklo s matovaným povrchem  
Držení stínidla šroubkové  
Umístění stropní

Fixture metal  
Shade three-layer opal glass with matt surface  
Shade fixing with screws  
Installation ceiling



**S4** - bílá / white, **S12** - mosaz / brass, **S13** - stříbrná / silver, **S14** - nerez leštěná / stainless steel polished



Náhradní stínidlo / spare shade  
code **20049**

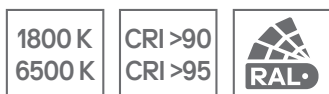
# MIRA

Ø 350x430 mm



| on/off   | type                      | colour | source | [W] | T [K] | IP   | BTTO[lm] | NTTO[lm] | sensor   | DALI     | Corridor | EM COMB (3h) | EM+sensor |
|----------|---------------------------|--------|--------|-----|-------|------|----------|----------|----------|----------|----------|--------------|-----------|
| MIR42430 | IN-12S6/195/S4            | ○      | E27    | 13  |       | IP41 |          |          | MIR46183 |          |          |              |           |
| MIR42438 | IN-12S6/195/S12           | ●      | E27    | 13  |       | IP41 |          |          | MIR46185 |          |          |              |           |
| MIR42442 | IN-12S6/195/S13           | ●      | E27    | 13  |       | IP41 |          |          | MIR46186 |          |          |              |           |
| MIR42434 | IN-12S6/195/S14           | ●      | E27    | 13  |       | IP41 |          |          | MIR46184 |          |          |              |           |
| MIR59304 | LED-5L06E600S6/195/S4 3K  | ○      | LED    | 27  | 3000  | IP41 | 4440     | 3910     |          | MIR59306 |          |              |           |
| MIR59473 | LED-5L06E600S6/195/S12 3K | ●      | LED    | 27  | 3000  | IP41 | 4440     | 3910     |          | MIR59475 |          |              |           |
| MIR59476 | LED-5L06E600S6/195/S13 3K | ●      | LED    | 27  | 3000  | IP41 | 4440     | 3910     |          | MIR59478 |          |              |           |
| MIR59470 | LED-5L06E600S6/195/S14 3K | ●      | LED    | 27  | 3000  | IP41 | 4440     | 3910     |          | MIR59472 |          |              |           |
| MIR59804 | LED-5L06E600S6/195/S4 4K  | ○      | LED    | 27  | 4000  | IP41 | 4630     | 4070     |          | MIR59806 |          |              |           |
| MIR59973 | LED-5L06E600S6/195/S12 4K | ●      | LED    | 27  | 4000  | IP41 | 4630     | 4070     |          | MIR59975 |          |              |           |
| MIR59976 | LED-5L06E600S6/195/S13 4K | ●      | LED    | 27  | 4000  | IP41 | 4630     | 4070     |          | MIR59978 |          |              |           |
| MIR59970 | LED-5L06E600S6/195/S14 4K | ●      | LED    | 27  | 4000  | IP41 | 4630     | 4070     |          | MIR59972 |          |              |           |

## PROVEDENÍ NA ZAKÁZKU / CUSTOM SOLUTIONS



atypická teplota chromatičnosti / atypical chromaticity temperature

vyšší index podání barev / higher color rendering index

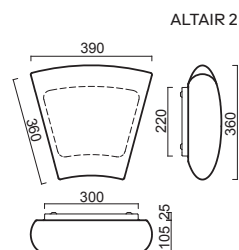
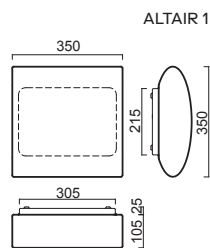
jiná barva základny dle RAL / other base color according to RAL

**LEGEND: Sensor** - kód svítidla s pohybovým HF senzorem / code for luminaire with HF sensor | **DALI** - kód svítidla se strímatelným DALI předřadníkem / code for luminaire with DALI driver | **Corridor** - kód pro svítidlo s Corridor funkcí (HF + DALI) / code for luminaire with Corridor function (HF + DALI) | **EM COMB (3h)** - kód nouzového kombinovaného svítidla (3h) / code for luminaire with emergency unit combined (3h) | **EM + Sensor (3h)** - kód nouzového kombinovaného svítidla (3h) s HF senzorem / code for luminaire with emergency unit combined (3h) and HF sensor

# ALTAIR 1, 2

Montura bílá kovová  
Stínidlo třívrstvé opálové sklo s matovaným povrchem  
Držení stínidla sklápovací držáky  
Umístění stropní / nástěnné

Fixture white metal  
Shade three-layer opal glass with matt surface  
Shade fixing two-step clamp holders  
Installation ceiling / wall



Náhradní stínidlo / spare shade  
ALTAIR 1 - code 20072  
ALTAIR 2 - code 20073

## ALTAIR 1

350x350 mm



| on/off   | type                   | source | [W]  | T [K] | IP   | BTTO[lm] | NTTO[lm] | sensor | DALI     | Corridor | EM COMB (3h) | EM+sensor |
|----------|------------------------|--------|------|-------|------|----------|----------|--------|----------|----------|--------------|-----------|
| ALT44051 | IN-22U20/420           | E27    | 2x10 |       | IP41 |          |          |        |          |          |              |           |
| ALT59310 | LED-1L35E700U20/420 3K | LED    | 19   | 3000  | IP41 | 3080     | 2340     |        | ALT59311 |          | ALT59312     |           |
| ALT59810 | LED-1L35E700U20/420 4K | LED    | 19   | 4000  | IP41 | 3220     | 2450     |        | ALT59811 |          | ALT59812     |           |

## ALTAIR 2

360x390 mm



| on/off   | type                   | source | [W]  | T [K] | IP   | BTTO[lm] | NTTO[lm] | sensor | DALI     | Corridor | EM COMB (3h) | EM+sensor |
|----------|------------------------|--------|------|-------|------|----------|----------|--------|----------|----------|--------------|-----------|
| ALT44058 | IN-22U21/421           | E27    | 2x10 |       | IP41 |          |          |        |          |          |              |           |
| ALT59313 | LED-1L35E700U21/421 3K | LED    | 19   | 3000  | IP41 | 3080     | 2340     |        | ALT59314 |          | ALT59315     |           |
| ALT59813 | LED-1L35E700U21/421 4K | LED    | 19   | 4000  | IP41 | 3220     | 2450     |        | ALT59814 |          | ALT59815     |           |

### PROVEDENÍ NA ZAKÁZKU / CUSTOM SOLUTIONS

|   |   |   |  |
|---|---|---|--|
| 1800 K<br>6500 K  | CRI >90<br>CRI >95                                      | RAL   | SELF TEST  |
| atypická teplota chromatičnosti / atypical chromaticity temperature | vyšší index podání barev / higher color rendering index | jiná barva základny dle RAL / other base color according to RAL | SELF TEST nouzový modul / SELF TEST emergency module |

**LEGEND: Sensor** - kód svítidla s pohybovým HF senzorem / code for luminaire with HF sensor | **DALI** - kód svítidla se stravitelným DALI předřadníkem / code for luminaire with DALI driver | **Corridor** - kód pro svítidlo s Corridor funkcí (HF + DALI) / code for luminaire with Corridor function (HF + DALI) | **EM COMB (3h)** - kód nouzového kombinovaného svítidla (3h) / code for luminaire with emergency unit combined (3h) | **EM + Sensor (3h)** - kód nouzového kombinovaného svítidla (3h) s HF senzorem / code for luminaire with emergency unit combined (3h) and HF sensor

